



# PRINCE OF WALES PRIMARY SCHOOL

Newsletter  
22<sup>nd</sup> October 2021

*Listening Excellence Attitude Respect Negotiate Enjoy Responsible Support*

Dear Parents/Carers, Governors and Friends,

End of half term BUMPER edition – 28 pages

In this Autumn 1 newsletter, each year group has summarised their learning of the past 7.5 weeks over two pages, so lots of learning to look back over with your child.

Also: a celebration of our well attended Parent Reading Cafés, Biker Breakfast, Cooking with Len, School Parliament, Maths with Mrs Whyte, quiz and competitions, outdoor learning and more.

Expectation of wearing school uniform to school every day after half term

We are transitioning further to our pre-pandemic school routines and this means that after the half term, from 2nd November, children should only be wearing their school uniform to school and not PE kit. Your child's PE kit must be brought to school in a bag. This should come to school on the first day PE takes place and return after their second session that week for washing. Alternatively, bring to school on Monday and return home on Friday.

The school PE kit consists of black shorts with a plain white top (no slogans or images) and *black track suits* can be worn when it is cold. Hair needs to be tied back. (White shorts can still be worn until the end of this academic year).

It is now quite chilly in the playground at break and lunch, please encourage your child to wear their coats or fleeces when they are outside for extended periods of time.

Painting Shirts Wanted

Have you got a clean but 'old' and 'used' buttoned-up shirt at home that children can use for painting to protect their school uniforms from paint? We are looking for the kind that are extra, extra-large for them and can be worn over their clothes. Think dad, mum or older sibling shirts. Rather than donating to a charity shop or clothing bank, hand-in your clean but unwanted large shirts to your child's class teacher. Thank you.

Half term message about COVID-19 to all London residents, workers and visitors

Please take time to read this message about the latest COVID-19 information for London: [Covid-19 message to London](#)

Wishing you all a lovely half term,

Mr Jan M Bless  
Headteacher

## Attendance this week

Ash 89.29%	1H 82.33%	2A 96.07%	3F 98.08%	4F 93.75%	5G 90.27%	6B 94.21%
Birch 92.73%	1K 90.00%	2L 97.31%	3H 94.89%	4G 90.91%	5R 88.04%	6C 95.11%
Oak 85.61%	1W 93.33%	2T 84.77%	3W 96.30%	4GI 94.78%	5T 90.83%	6T 92.50%
						6Ta 96.00%

Well done to **Birch, 2L, 3F** and **6Ta** for best attendance this week.  
Overall attendance since September 2021: **93.92%**



## This week we focused on: **Inspirational Books**

The following pupils received a certificate:

Elyana 6B, Sonali 6C, Nevaeh 6T, Sebastian 6TA  
Christabel 2A, Yagmurela 2L, Jessica 2T  
Vincent 1H, Oliver-Cinar 1K, Cem 1W  
Rania 5G, Tia 5R, Tia-Lauren 5T  
Lexi 3F, Faruk 3H, Noah 3W  
Hatib 4F, Lexi 4G, Jace 4GL



### Accelerated Reading

The class with the most points 6T with 84.1

Jeremiah earned 23 points.

Zack collected the award for his class



Tatiana 6Ta received the Year 6 Resilience award this week.



## The Hinterland Canal & Willow Tree project



Last Friday Year 5 took part in the last session of the Canal and Willow Tree project which has been run collaboratively with the Canal and River Trust. This project was initially launched in 2019 when the children were in Year 3.

Throughout the course of the project, this group of children have been able to develop their artistic skills with support from Julia Elmore, a local artist. The children developed their artistic skills and then used them to draft, design and create artwork for our section of the canal on Enfield Island Village that the school has proudly adopted.

On Friday, children visited the adopted section of canal to see the artwork they had created on display. On return to school they also took part in the planting of a willow tree that they then surrounded with stones they had decorated. The willow tree was chosen because the whole project was based around a text that we had studied in school.

The children were also introduced to the school's brand new 'tree trail' that will be completed to celebrate National Tree Week next half term.

The school would like to thank the Canal and River Trust, in particular Clare Moloney and Julia Elmore, for all the support they gave to the children and the school throughout the course of the project.







# Hinterlands

Hinterlands is a national arts programme promoting wellbeing and connecting communities, with participatory events along three remote rural, urban and suburban waterways: Pontymoile, Sheffield and Enfield & Tottenham.



## Hinterlands: London

Taking place til March 2022, Hinterlands London aims to reactivate the canal and waterside in Enfield & Tottenham as a vibrant, cultural, communal space, curated by schools and community groups. The canal will become a dynamic canvas, where artists can showcase their work and meaningfully connect with new audiences, outside of conventional art context.



## Collaboration with local schools

A staggering 39 educational and learning workshops with 146 participants have been delivered so far by project artists with another 20 and a big performance to go. The Prince of Wales School has even adopted a stretch of the canal.



*Photos on this page by Stephen Way,  
Chair of Governors at PoW*



DATE	TIME	YEAR	EVENT
25.10 – 29.10		all	Autumn Half term
22.10		all	Class Photos
01.11	All day	all	School closed – Inset Day 2
November		all	Poppies for sale
02.11		all	Start Autumn Term 2
03.11 – 05.11	9am	Reception	Parent Reading Cafés – Diwali & Fireworks 3rd November - Oak class 4th November - Birch class 5th November - Ash class
w/c 15.11		all	Anti-bullying Week
18.11		all	<b>100% ATTENDANCE CLUB</b>
19.11		all	Non-uniform day for Children in Need Charity
w/c 22.11		all	Road Safety Week
02.12		all	PoW Tree Day ( <i>part of National tree Week</i> )
06.12	All day	all	School closed – Inset Day 3
17.12		all	Finish at 1:30 for Christmas Holidays
04.01.22		all	Start Spring Term
14.01.22		Year 4	Verulamium visit
27.01.22	All day	Years 1-6	Pantomime: Robin Hood
11.02.22			<b>100% ATTENDANCE CLUB</b>
14.03.22	All day	all	School closed – Inset Day 4
17.05.22		all	<b>100% ATTENDANCE CLUB</b>
22.07.22		all	<b>100% ATTENDANCE CLUB</b>
24.06.22	All day	all	School closed – Inset Day 5
27.06.22	All day	all	School closed – Queen's Platinum Jubilee - School Bank Holiday





# BE BRIGHT & BE SEEN this winter



Now that the clocks have gone back and it's getting darker earlier on, it's more important than ever to make sure you can be seen when you're out and about near roads.

There are loads of ways to be seen and stay safer  
- so check over the page for some top tips!

# 5 top tips on how to BE BRIGHT & BE SEEN

- 1** Brightly coloured or fluorescent clothing shows up well in daylight and at dusk when you're heading to and from school.
- 2** If you're out and about when it's dark, wear reflective gear to make sure you can be seen in car headlights. Reflective vests, sashes or wristbands work well. Remember, fluorescent clothing doesn't work after dark!
- 3** Don't forget to accessorise! Even small items such as clip-on reflectors, armbands and stickers on your outfit or school bag are a great way to improve your visibility.
- 4** If you like to cycle, remember that it's the law to have clean and working lights at night (white at the front, red at the back), as well as a rear reflector. It's good to fit spoke reflectors too.
- 5** Of course, 'Being Bright' isn't the only way to stay safer. If you're out at night, choose routes and crossing places that are well lit and remember to always use the Green Cross Code.

For more road safety tips, games and videos, visit the Tales of the Road website at [www.direct.gov.uk/talesoftheroad](http://www.direct.gov.uk/talesoftheroad)

Be Bright,  
Be Seen

THINK

## Clocks back! Dark nights ahead

We'll soon be setting the clocks back an hour and summer-time will end. The resources on this page will help remind children about road safety and keeping safe in the dark.

[Teaching Road Safety: A Guide for Parents \(rospa.com\)](http://rospa.com)

[Keeping Children Safe in the Dark | Road Safety Tips for All Ages \(firstaidforlife.org.uk\)](http://firstaidforlife.org.uk)

[Dark Nights - Keeping Children Safe - Childcare.co.uk](http://Childcare.co.uk)

[Be Bright Be Seen - Brightkidz](http://Brightkidz)

[Safety First – Cycling at Night – Cycle Training](#)

Thanks to Andrew Hall (Specialist Safeguarding Consultant) for the information on this page

# Children's Black History Quiz

## Questions:

1. Who was the first black woman in space?
2. What is the name of a famous spider, often spoken about in African stories?
3. Which month is Black History Month celebrated in the UK?
4. Whose iconic speech included the words 'I have a dream'?
5. What did Rosa Parks refuse to do in 1955?



### School Parliament

Our school parliament meets at least once every half term although recently they have meeting each week. There are two representatives from Years 3 – 6 and they represent every child in their class where they talk about ways to improve the school. Already we have initiated the Year 6 children sitting on benches in assemblies, have approved an idea for collecting food waste, stimulated an increase in the number of clubs available and have planted trees and plants in Albany Park.

We are also keen to have more competitions in the school and for half term we have suggested an origami and flick book competition. Tommy is leading the origami competition and Iqra the flick book competition. This a chance for everyone to have a go at an activity during half term. Entries can be left in The Hub and the entries will be judged by School Parliament members on 8<sup>th</sup> November.

We aim to make our school a happy place in which to learn and play.

*School Parliament*

20. What is the next line in this Bob Marley song? 'Don't worry about a thing...



Answers can be found elsewhere in this newsletter (have a go first)





Enfield Recycling Team set up an information stall at school and conducted a roadshow on Monday from 2:30-17:00 for parents. Their feedback was that they were impressed with the parents' knowledge and understanding about recycling. They will return on Wednesday 3<sup>rd</sup> November for an assembly with Years 5 and 6 as well as another after school roadshow on our playground.



## School Parliament

Our school parliament meets at last once every half term although recently they have meeting each week. There are two representatives from Years 3 – 6 and they represent every child in their class where they talk about ways to improve the school. Already we have initiated the Year 6 children sitting on benches in assemblies, have approved an idea for collecting food waste, stimulated an increase in the number of clubs available and have planted trees and plants in Albany Park.

We are also keen to have more competitions in the school and for half term we have suggested an origami and flick book competition. Tommy is leading the origami competition and Iqra the flick book competition. This a chance for everyone to have a go at an activity during half term. Entries can be left in The Hub and the entries will be judged by School Parliament members on 8<sup>th</sup> November.

We aim to make our school a happy place in which to learn and play.

*School Parliament*





## Intergenerational Project – Albany Nursing Home

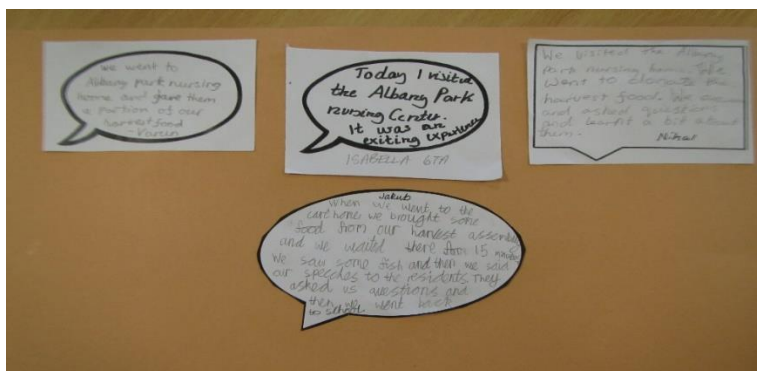
Prince of Wales Primary School is part of the ETSP(Enfield Town Schools' Partnership) Intergenerational project.

This project involves schools and day care centres working in partnership to share ideas and activities.

On Thursday 14<sup>th</sup> October, four of our Year 6 children visited Albany Nursing Home to donate some of our Harvest food.

The residents of the home were delighted with our presence and the children did our school proud by the way they spoke about themselves and the reason for their visit.

The children: Varun(6B), Nihal(6T), Isabella(6Ta), Jakub (6C) were accompanied by Mrs Gilfillian.





Hello my name is Mrs Whyte, I am the new Maths Leader at Prince of Wales school. I currently teach Y1, but I look forward to meeting parents from other year groups soon.

I wanted to share an online maths event that you can do TOMORROW (you must sign up today!)

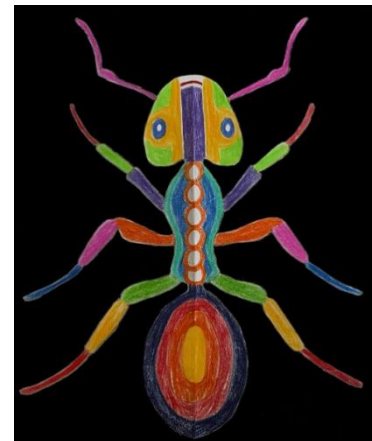
[Maths on Toast 'Stay-in' Family Session – Creepy Crawly Symmetry Tickets, Sat 23 Oct 2021 at 11:30 | Eventbrite](#)

What you'll need:

- A piece of paper
- Colouring pens / pencils / crayons / paints
- Hand held mirror (optional)
- Craft materials (optional)

If you join this event, I would be very interested in hearing all about it.

Have a great half term!



## Len's Cookery Class

I liked using the cutters.  
I enjoyed kneading the dough.  
It was sticky and soft.





## We have been very busy in Nursery and Reception this half term...

**Personal, Social & Emotional Development (PSED):** We have been building relationships in our new Classes. The adults have been helping us to show resilience when faced with the new challenge of starting Nursery and Reception.



We also made a display for 'Black History Month' called 'Proud to be'...We have been learning that we are all valuable individuals.



**Literacy:** We celebrated harvest by reading the story of 'The Little Red Hen'. We also learnt to re-tell the story using 'Talk for Writing' (T4W). We role played and drew story maps outside with chalks.

**Understanding of the World:** We have been exploring our environment and talking about what we see and hear around us. As well as caring for living and growing things.





**Communication and Language:** We have been initiating conversation with our peers and talking about our likes and ideas. We have used talk to role play and learn new vocabulary as well as listening and engaging with stories and songs.




**Physical Development – gross and fine motor skills:** The children have been developing their gross motor skills...by going over, under and through our equipment.



The children have also been developing their fine motor skills and pencil grip.







## Year 1 - Autumn 1

Our focus this half term has been ourselves, journeys, natural materials, numbers to 10, relationships and harvest.

In science, we named body parts and explored the five senses.



In geography, we identified the 7 continents and 5 oceans using an atlas and globe and learnt a song to remember them.



In maths, we have focused on numbers to 10, counting forwards and backwards. We have compared numbers. We have begun to use a part whole model to help us to add.

We thought about how we show gratitude in RE and learnt about how Christians say 'thank you' at Harvest time.





In English, we read books where the character went on a journey; *The Gruffalo* and *How to find Gold*. We then focused on *Beauty and the Beast*.

Tuesday 28<sup>th</sup> September 2021

✓ I can write sentences about parts of the story.



They are  
drawing a  
map. ✓



They are  
holding hands  
in the park. ✓

Thursday 30<sup>th</sup> September 2021

✓ I can write sentences about parts of the story.



Anna ~~the~~ is  
laying on the  
floor. ✓



They are holding  
hands in the  
park. ✓



She is pulling  
the boat. ✓



They are  
swimming  
under water. ✓



Inspired by the work of Andy Goldsworthy, we gathered natural materials and created a work of art.



We ended the term with a Café where the Year 1 community learnt about making roses and the link to *Beauty and the Beast*.






## Year 2 Autumn Term



We understand and follow our school rules



In maths, we have been learning to count forwards and backwards in 2s, 5s and 10s.



We made diva lamps using clay, then spoke about the importance of lighting the diva during the festival of Diwali. We painted and decorated them.

## English

We acted out the start of the fire of London. This helped us to write our newspaper report, where we included *who, what, where, when* in the first part.



LONDON IS  
BURNING!  
Monday 3 September 1666  
Early Sunday morning Thomas  
farmer didn't put the fire out  
Properly in his bakery shop in  
Pudding Lane and so a fire started  
The big fire broke out while  
people were sleeping. People were  
fleeing their homes and they  
were throwing water on the  
fire from River Thames.  
St Paul's Cathedral was destroyed.  
Samuel Pepys saw this and wrote  
it in his diary.  
by Priceless  
Williams 2L

## Beauty and the Beast Project

We completed a *Role on the Wall* to show what the Beast was like in appearance and personality.



It was great to have so many Year 2  
parents attend our Beauty and the Beast  
Reading Café.







# Year 3 Autumn Term


## Art

We recreated Stone Age cave art inspired by British wildlife. We have been using natural materials like flowers, bark and charcoal to paint and draw.




## Science

We have been learning about our amazing bodies. We have looked at how muscles and skeletons help our body to move.







### Maths

We have been looking at place value, and used manipulatives to help our understanding. We have learnt how to use the columnar method for addition and subtraction. We are now learning how to use the inverse to check our answers.



### Reading

Year 3 pupils have worked very hard this term at their reading. We are encouraging children to read daily at home as well as in school. Children have regularly been completing Accelerated Reading quizzes. Well done Year 3



# Year 4

## Art – Greek Pottery

To gain knowledge and understanding of Ancient Greek pottery and designs.



“We made patterns outside using material we


## English

We wrote and performed our own poems. We also created freeze frames and engaged in role-play.



## History – Ancient Greece

To identify the legacy left by the Ancient Greeks.



We learnt that we still use inventions that originated in Ancient Greece, like the alarm clock.



## Maths

In Maths we have been focusing our learning on place value this half-term. We have practised using inequalities ( $<$ ,  $=$ ,  $>$ ), columnar addition and subtraction as well as answering word problems.





## Science – Sounds

Identify how sounds are made and investigate how they change.



## RE – Judaism

To understand the Jewish festival of Sukkot and how it links to all our lives – whatever our perspective.



"We made a Sukkah.  
We know that a  
Sukkah is important to  
Jewish people."

Our Changing World: We adopted a Willow tree on the island in the playground. We will be observing how the tree changes over the course of the year.





## Beauty and the Beast Reading Cafes in Y3 & Y4



**Book: No Lie, I Acted Like a Beast! Nancy Loewen**  
We read and discussed the story together, modelling questions that will lead children to deeper understanding of the text. Following this, we created bookmarks inspired by Beauty and the Beast. It was a lovely morning.



A brilliant morning! Lovely to have parents in the class working so closely with the children and seeing how they work in class.

So glad to be back in school and able to attend these cafes, very well organised and the children were all so engaged.



In year 4, we have been studying Beauty and the Beast for several weeks as part of our English lessons. We have read a traditional British version of the story and compared it to the alternative version we have been working with in class. The alternative version of Beauty and the Beast that we read was set in Africa. Everyone enjoyed the café.



I enjoyed spending time with my son and got some really good tips about reading and what questions to ask him.



I loved the café, the activities were really thought out and engaging. Teacher delivered a lovely session and the relationship he has with his pupils is great. My son was so excited to show me around his class



It was a pleasure to attend something so interactive and engaging. Well, done to all involved



# Year 5 Autumn Term

Year 5 have had a wonderful start to the year and have been very busy as you can see from all of our work.

1. 2, 1, 0, 2, 1  
I can apply known place value facts to addition of tenths and hundredths.

Task 1:

1.  $0.6 + 0.7 = 1.3$   
 $0.6 + 0.7 = 1.3$  tenths  
1.3 tenths = one whole and 3 tenths.

2.  $0.3 + 0.9 = 1.2$   
 $0.3 + 0.9 = 1.2$  tenths  
1.2 tenths = one whole and 2 tenths.

3.  $0.8 + 0.8 = 1.6$   
 $0.8 + 0.8 = 1.6$  tenths  
1.6 tenths = one whole and 6 tenths.

4. fifteen + six = twenty one  
 $1.5 + 0.6 = 2.1$  tenths  
twenty one tenths = two whole and 1 tenth.

1.  $1.00 = 1.00$  one hundredth 0.01  
1.00

Task 2:

$9 + 8 = 1.7$   
9 hundredths + 8 hundredths = 1.7 hundredths  
1.7 hundredths = 1 tenth and 7 hundredths

$1 + 6 = 7$   
1 hundredth + 6 hundredths = 7 hundredths  
7 hundredths = 0 tenths and 7 hundredths

$7 + 9 = 1.6$   
7 hundredths + 9 hundredths = 1.6 hundredths

**Maths** – we have been using known place value facts to add tenths and hundredths by Humahira 5T.



**English** – we have been creating story maps for Beauty and the Beast in 5R.

I can identify a question that I can investigate to test the effectiveness of nappies.

**FAIR TEST PLANNING FRAME**

Remember the key variables.

1. What is your question? *Are the nappies comfortable?*

2. What are your key variables? *The variables are: the nappy, the baby, the parent.*

3. What will you change? *Disposable nappies.*  
What will you keep the same? *Amount of the nappy.*  
What will you measure or observe? *How much liquid the nappy can hold.*

4. How will you set up your fair test? *Keep everything the same except for the nappy.*

5. What equipment will you use? *Nappies, nappy bins, water.*

6. What evidence will you need to collect to answer your question?

4. keep everything the same except for the nappy we are testing.

let did on ex primer to see which nappy is the best and comfortable for babies.

The question	Are the nappies comfortable?
what will we measure or observe	How much liquid the nappy can hold.
How will we record our data	we will write our observations in a chart (this chart)
our conclusion	Me and my 6 group found out that (Aldi) is the best and it is the most comfortable.
my recommendation to all parents	I recommend nappy A (Aldi) because it is comfortable, dry, and most comfortable.

Next step

Explain what is the main difference between a disposal and reusable nappy. Which would you recommend and why?

The difference between disposal and reusable is that disposal you can throw it away, but reusable you can use again.

**Science** – I was able to identify a question to investigate the absorption and materials used in different types of nappies in Science by Bernice 5G







**Wetlands** - we went to visit the Wetlands to look at seasonal changes.



In **ICT** we have created Vector drawings in Publisher, using the skills of layering and grouping shapes.



**Art** - We have designed and printed our own Andy Warhol inspired artwork using tracing, painting and inking.





# Year 6 Autumn 1

We began our whole school writing project by reading and comparing different versions of the story.

Children then wrote a summary identifying the most important parts.

The children then created character webs for the most important characters in the story comparing features on the outside vs the inside.



## Parent cafes

Each class carried out a 'Beauty and the Beast' parent café where parents came into class to take part in reading and art activities with their children.



After some comparisons of the key features and moments in the story, the children completed a story mountain as a plan for their own, original version of Beauty and the Beast.

## History

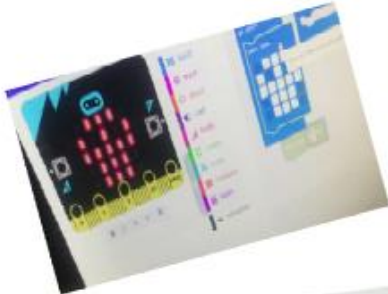
In History, Year 6 have compared the power of two monarchs, Henry VIII and Elizabeth II.





# Computing

This half term, year 6 have been learning how to program a small computer, known as a micro:bit. Using block-coding, we have been writing algorithms to program our micro:bits so that their various outputs respond in different ways....



Using the input blocks, we were able to write different algorithms for the LED display, creating a variety of images.



We used an 'emulator'- a virtual micro:bit, to test and debug our programs before downloading them to the physical device.

By setting different conditions and variables, we were able to program the micro:bit to act as a step-counter. We then used these to estimate how many steps we take on our journey to school.

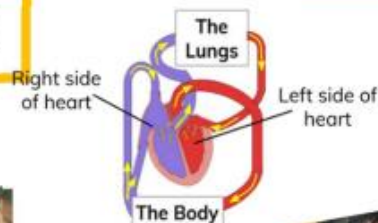


This half term, Year 6 have been learning about the heart and the circulatory system.

1. What is a system and which ones have we studied before?



2. What is the circulatory system?



3. Can we make a 3D model of the human



4. What is in our blood?





## Beauty and the Beast Reading Cafes in Y5 & Y6



In our year 5 café we read some pages from the traditional story and worked on comprehension questions to show parents how to support their children when reading at home. Afterwards, we made our own stained-glass windows of a rose as it is significant to the traditional tale.

We had lots of parents attend the café and we had a lovely morning in class.

Thank you for a really good interactive café, I thoroughly enjoyed it. It was great to see a fantastic classroom. Please can we do more of these sessions?



I certainly enjoyed this café. I never had anything like this when I was young! It's nice having a challenging task which allowed the children to be guided and advised with the techniques.



Year 6 had a great turnout for the cafes. We talked about all the different reading skills that Year 6 children need to practise. Then we made stained glass windows like the ones that you can see in the film version of Beauty and The Beast. The parents left wonderful comments about their morning in class.



Amazing! This is a great way to interact with the children and see how they learn different skills. It will help me support better with reading. Thank you to the teachers for all their effort.

Great way to meet parents, teachers and see the learning space they share.

The café was very interactive and well structured. I like the countdown to draw the children's attention back.



Enjoyed the café, good to see how to support at home with underlining tricky words and discussing alternative ways to say things.





# Christmas Toy Appeal

"Help a vulnerable child this Christmas"

## SUPPORT A CHILD THIS CHRISTMAS

Every year we provide brand new toys to vulnerable children. Last year was our most successful giving 126 children toys from our Amazon wish-list. 93 people purchased toys, £4700 was spent from the list. Each child receiving over £50 of toys each. Please help us this year.

Thankyou!



Zebra Children & Adults Charity 1171051

From Nathan 3F and his mother Tara who volunteer for

**Zebra Children & Adults Charity**

**Christmas Toy Appeal**

We are delighted to share with you all this years Christmas toy appeal which is now live!

For the past 5 years we have been running toy appeals, however last year was the first year to create a Amazon wish list and it was a huge success meaning that 126 vulnerable children were supported with brand new toys.

If you would like to buy a toy for a child it is so easy. All you need to do is take a look at the link we have shared on this post, click the toy you would like to buy and the rest is simple - it will be sent to the correct destination automatically linked to the list, you can then sit back and feel very proud that you have helped make a child's Christmas so special!

If you are unable to buy a gift just share the list for us to people who you think may be able to support which will be a huge help!

Thank you so much in advance, last year we were able to keep most of the slips that came with the parcels and so were able to record the amount of generous amazing individuals who supported us!

Here is the link to buy toys :

[https://www.amazon.co.uk/hz/wishlist/ls/1EZKRKS1Z9XS7?ref=wl\\_share](https://www.amazon.co.uk/hz/wishlist/ls/1EZKRKS1Z9XS7?ref=wl_share)

Answers to page 7: 1. Mae Jemison 2. Anansi 3. October 4. Martin Luther King Jr 5. Give up her seat up for a white man in Montgomery, Alabama. 6. Any 3 Caribbean islands 7. Notting Hill 8. South Africa 9. Mary Seacole 10. Barack Obama 11. Any 3 African countries 12. Banana, Guava, Orange, Mango, Pineapple, Avocado or Passion fruit 13. Haringey 14. Egypt 15. Steve McQueen 16. • NAYKE - KENYA • AGRINIE - NIGERIA • BIZAMA – ZAMBIA 17. It is where the Empire Windrush ship docked in 1948 (the ship and its passengers became know as the start of the Windrush Generation) 18. Giraffe 19. Nile, Africa 20. ...Cause every little thing gonna be alright'



Fantastic turn out to a first **Biker Breakfast!**

Well done everyone who joined in the fun

