



# PRINCE OF WALES PRIMARY SCHOOL

Newsletter  
5<sup>th</sup> March 2021

*Listening Excellence Attitude Respect Negotiate Enjoy Responsible Support*

Dear Parents/Carers, Governors and Friends,

Reopening on Monday, 8<sup>th</sup> March

Like every child in the school and in this country, the end of Lockdown cannot come soon enough. Class 3W expressed this through this lovely song that is dedicated to our school community and all children returning on Monday: [Class 3W - With a Little Jab](#).

The revised guidance for reopening was shared yesterday via email and can also be found here: [PoW Guidance for re-opening](#).

Anyone coming on to school site to work, drop off or collect a child means that they agree to follow all our guidance and expectations – I don't think that anyone looks forward to another 10 days of remote learning and bubble closure if it can be avoided!

## THANK YOUs

- To all our support staff who have looked after the Key Worker and Vulnerable pupils' groups in school since January. We had some 140 pupils each day in the past two weeks. They have all benefited enormously from our early opening.
- To all our teachers and staff delivering live sessions and communicating from home. No wonder we had such good attendance.
- To all parents/carers for managing their child(ren)'s learning at home. Not easy, we know. You were awesome, but we gladly take over the daily teaching at school again.
- To our site staff and cleaners for keeping the school safe and clean, maintaining and improving our school (lots of painting done)
- To our admin colleagues, because so much happens in the real or virtual home office to keep the school running smoothly.

## In the newsletter this week

I hope that this will be the last ever 'lockdown newsletter'; however, we have *even more* to celebrate than usual.

- In February, we featured Nathan 2L as he was walking to raise funds for local 'Zebras' Children and Adults Charity. Check his progress on p 3.
- What was last week's final teaser page all about? Check page 21 why there might be a potential entrepreneur in our midst.
- Due to yesterday's Book Day we have 4 pages of reading to share with you – *don't miss the Top Tip about subtitles!*
- This week each year group shares fantastic Writing & Maths work from the past weeks.
- Parents/carers can get themselves tested using the lateral flow tests. Find out how to get your self-test kit on page 12
- Did you know about the National Census? Turn to page 22 for more information (this year it is digital).



Have a lovely weekend,

Mr Jan M Bless - Headteacher

## Our Value this week was **Shared Enjoyment**

The following pupils modelled the value this week:

Christabel 1H, Vivaan 1K, Nathanael 1T, Elsa 2A, Oliver 2L, Jolette 2T, Rona 3F, Lily O 3G, Aras 3W, Laura 4F, Tia-Laren 4H, Hameeda 4R, Aysema 5G, Jakub 5K, Destiny 5T, Taylor 6B, Christabel 6T, Gracie 6TH


## Remote Learning Attendance from Friday 26<sup>th</sup> February – Thursday 4<sup>th</sup> March 2021

Ash 80.00%	1H 87.40%	2A 85.92%	3F 87.69%	4F 97.27%	5G 85.38%	6B 93.57%
Birch 79.33%	1K 75.00%	2L 93.84%	3G 88.96%	4H 84.80%	5K 86.20%	6T 89.62%
Oak 88.46%	1T 75.17%	2T 71.20%	3W 89.60%	4R 98.33%	5T 92.30%	6Th 84.44%

Well done to **Oak, 2L and 4R** for best attendance this week.

Overall attendance since 5<sup>th</sup> January Y1 – Y6 **86.38%** *Yet another improvement!*

# Reading Books linked to our learning that we have read this week:



## BOOKS & BISCUITS



Class 2A = 9 quizzes taken and passes  
Gabriella 2A = 4 quizzes taken and passed

2A = 58 passes - Natalie passed 27 of these

3G = 46 passes - Maija and Neriah 12 each


5T = 44 passes - Robert 19

5G = 38 passes - Varun 14

6T and 6<sup>th</sup> = 31 - Zipporah 6T 12 and Beverley 6<sup>th</sup> 18



Congratulations to 3G!  
They were awarded this  
badge after reading  
150 books on Epic



## Achievements



## Caught reading

Well done to Varun – 5G, for reading  
1,000,000 words since the start of the  
year!

Who will be the next millionaire reader..?





# Seven-year-old walks marathon for local charity



Seven-year-old Nathan on one of his walks around Enfield Lock

## Nathan Honess raises £600 for learning disabilities support charity, report James Cracknell

A seven-year-old boy from Enfield Lock has walked a marathon during lockdown to help raise money for a local charity.

Nathan Honess had been joining his mum Tara out for her regular walks before he hit upon an idea to set himself a target and start fundraising. Initially aiming to clock up enough miles for a half-marathon, after a few weeks the Prince of Wales Primary School pupil surpassed the distance of a full marathon.

On his online fundraising page, Nathan has raised more than £600 for Zebras Children and Adults Charity, which [supports families and children with learning disabilities in Enfield](#).

Nathan's favourite route to walk is around the River Lea and Enfield Island Village, where there also happens to be a cake shop he likes. Tara told the **Dispatch**: "I had been doing my own fitness challenge and bringing Nathan along with me.

"We knew the charity [Zebras] because we helped with their toy appeal at Christmas, and Nathan wanted to put the walking we were doing during lockdown to good use by raising money for them.

"Zebras do amazing work, we have also been helping them deliver fruit and veg to local families. Nathan is that type of friend, he will see someone struggling and he wants to help.

"He understands he is very lucky with the toys he has and he wants to help other people."

Nathan and Tara completed their marathon last week, less than a month after they started. Nathan said: "It was pretty exhausting, but I enjoyed it."

**Donate to Nathan's fundraising page:**

**Visit:** [gofundme.com/f/nathans-sponsored-walk](https://gofundme.com/f/nathans-sponsored-walk)



Zebras Children & Adults Charity

[Zebras Children & Adults Charity \(zebrascacharity.org.uk\)](https://zebrascacharity.org.uk)



## Nathan's Sponsored Walk

£1,030 raised of £100 goal

[Donate now](#)



**Fundraising Team**

London Borough of Enfield, England  
ZEBRAS CHILDREN AND ADULTS CHARITY...



My name is Nathan I am 7 years old. I want to raise money for Zebras Charity and I will be doing this by walking the distance of a Half Marathon by the end of February 2021. This is 21km

Do you want to join me in making a difference? I'm raising money in aid of ZEBRAS CHILDREN AND ADULTS CHARITY and every donation will help.

[more](#)

# Guess the book!

Use the emojis clues to guess the book.



Did you know, turning on the subtitles while children are watching television can

**double the chances of a child becoming good at reading?**

[Home - Turn On The Subtitles](#)

Follow the link to read more!

Dear Mr Jan Bless,

Turning on the subtitles while children are watching television can **double the chances of them becoming good at reading**<sup>†</sup>.

Apologies for the direct start to this email, but as we are writing to someone in education during a pandemic, we wanted to get straight to the point!

But that's it. Wonderfully simple isn't it? 10 seconds of effort for parents, a lifetime's impact for their children. All of this backed up by decades of scientific research.

We're asking you, as educators, to spread this message far and wide. **Please send it out to your parents**, put it in a school newsletter, mention it at parents evenings, shout it from the rooftops. Just tell everyone, they'll thank you for it. The Turn On The Subtitles campaign is supported by a huge number of academics, scholars, education companies, celebrities and politicians. **Stephen Fry recently made us a lovely little video** explaining the key message which you can watch here [www.turnonthesubtitles.org/teachers](http://www.turnonthesubtitles.org/teachers). We've drafted a message below which you can easily copy, paste and send to parents.

If you'd like to know more about the campaign and understand all the research behind this, do take a look at [www.turnonthesubtitles.org](http://www.turnonthesubtitles.org).

We'd also like to take this opportunity to thank you for everything you have done, and continue to do, for our nation's children. You are heroes, one and all.

Yours sincerely,

**The Turn on the Subtitles Team**

**top  
tip!**

In Literacy and phonics over the past few months we have been practicing writing our names in letters and words. Our adults have supported our writing.

**Reception**  
**Home Learning**  
**Writing**

cat  
dog  
fox

Simul

Name writing, sounds of the day and writing CVC words which we try to blend to read.

10. n n n n  
het h i p  
hen

d d d d d d d d d d d d d d d d  
 n n n n n n n n n n n n n n n n  
 m ~~o~~ ~~p~~ ~~q~~ ~~r~~ ~~s~~ ~~t~~ ~~u~~ ~~v~~ ~~w~~ ~~x~~ ~~y~~ ~~z~~

per vest  
 my must  
 vent vent  
 ven  
 vent  
 vend  
 bbb  
 ddor  
 d d r i p  
 less

STRAW  
STUCKS  
BRICKS  
HOT  
WOLF

021  
log  
prize trip  
log2

Sounding out words from our story, practicing writing Higher Frequency Words and using them in short sentences, writing lists and cards.

Vegetables

1. Carrot  
2. Broccoli  
3. Cauliflower  
4. Pepper  
5. Beans  
6. Onions

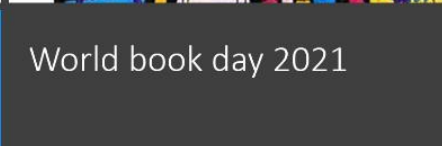


the Cat      the Cat  
+ the      + the  
the mat      the mat  
+ the      + the  
the see      the see  
+ the      + the

Tracing words  
I-I I-I I-I I-I  
a-a a-a a-a a-a  
can-can can can  
see-see see see  
The-The The The  
and-and and and

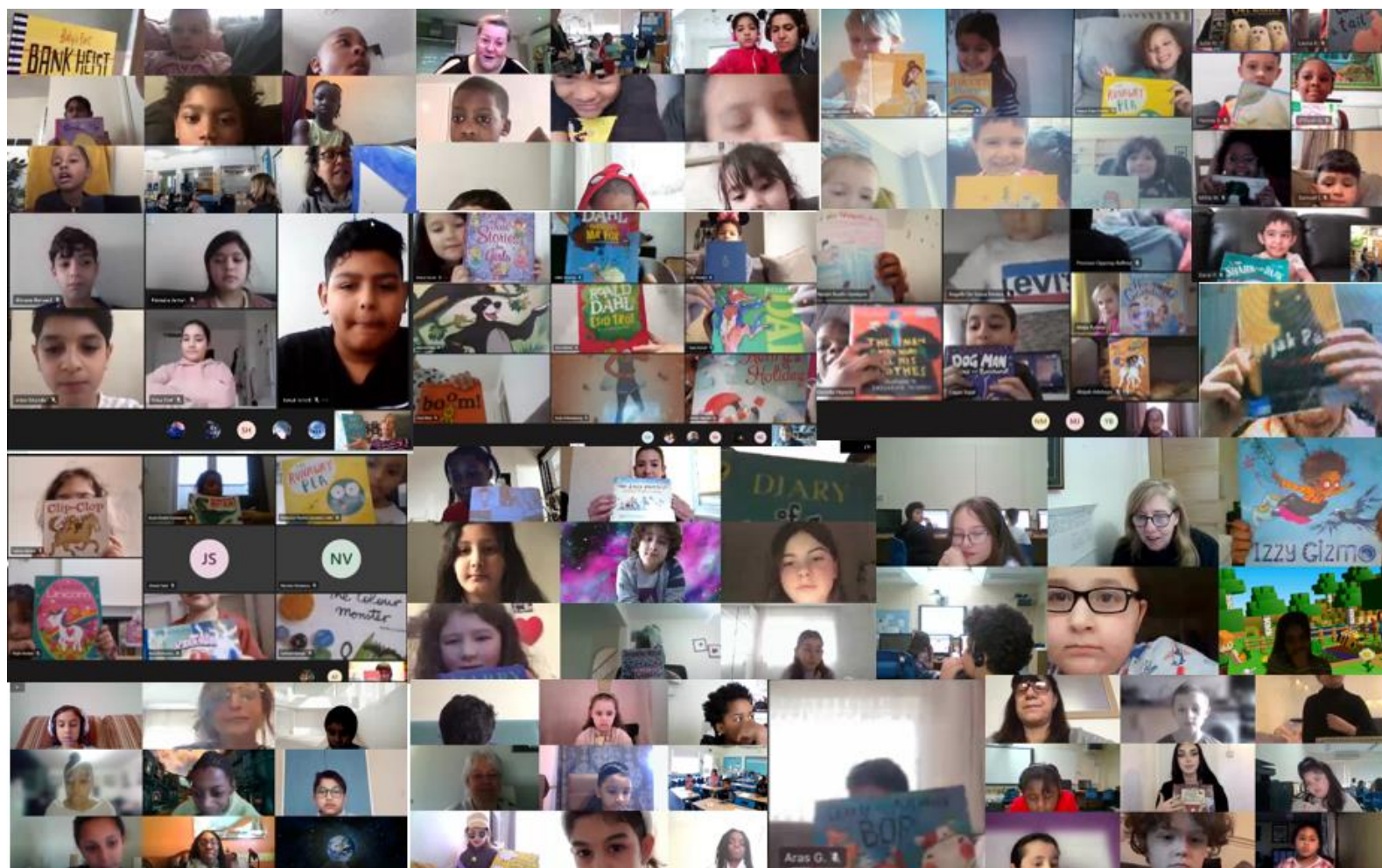
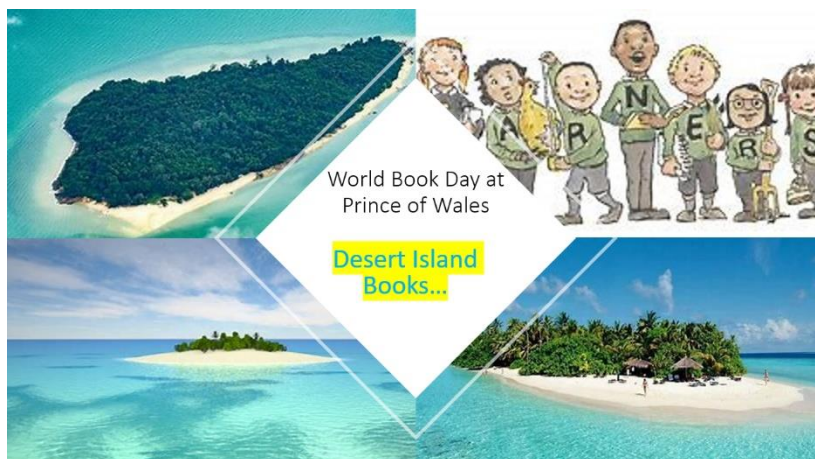
Thank You Mommy & Daddy

for everything you do





The theme this year is all about sharing stories!






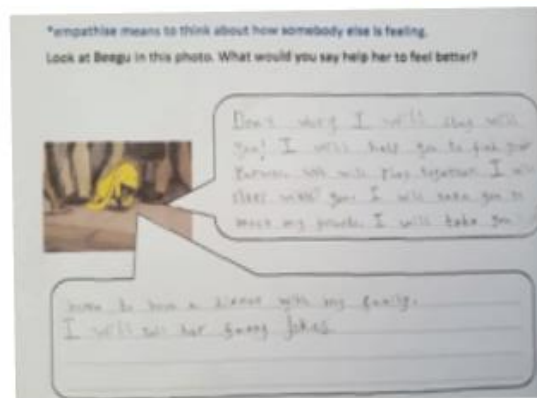

## Year 1. Writing and Maths.

The children have done a lot of great writing about a lost alien called Beegu. The pictures below show the different forms of writing linking to the story. In Maths the children have been learning about making fractions.



Wednesday 24<sup>th</sup> February 2021  
English  
1. She is lost and she has no friends.  
2. Beegu has three eyes and long ears.  
3. Her friends didn't know who she was.  
4. She has no friends to play with because an alien.  
5. The spaceship picked her up and she saw her Mum and



In our English writing we described Beegu using adjectives. We also thought of questions we might want to ask. We thought of how he might have felt all alone by writing in thought bubbles and then what we would say as a kind, empathetic friend.



In Maths we learnt about fractions. We thought about what a whole looks like. We explored making fractions and sharing a whole number into equal halves and quarters using things or by drawing things out.





Recently, Jayden in class 1T had a busy day reading. He went everywhere to find a comfortable spot to read his books. He wanted to decide on his favourite story in time for World Book Day. He found lots of places to read: a bench, a telephone box, a curb and even in the air!

Jayden managed to find his favourite book in the end! He got ready to share his book, Kippers Birthday, with his class in the World Book Day live session.

Jayden even took time to write a postcard to a friend explaining what he did that day (it is a good job 1T had been learning how to write postcards!)



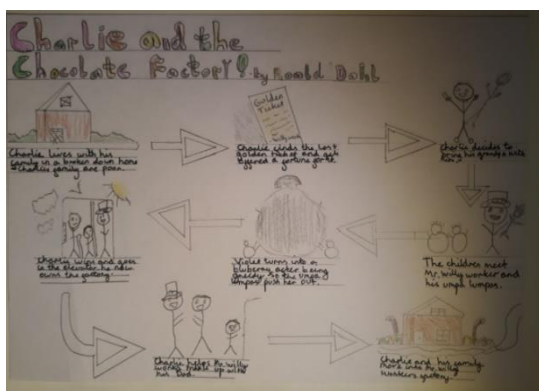
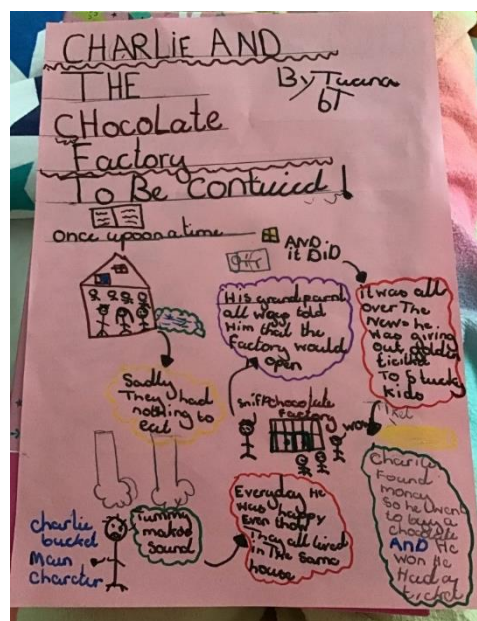

**I**  **To Read**







Take a look at some of our Desert Island book recommendations. Do you see your favourite anywhere?



This story, told from heart, is about a boy who goes on a mission to unlock secrets but, trouble is, nobody believes him.

Storyline: A boy named Hector is an absolute menace at telling lies. One way or another, his lies build up to being questioned at a Police Station after a thief paused time.

I would recommend this book to children between 9 and 12 as well as people who like books that have mysteries.

Rating- Excellent



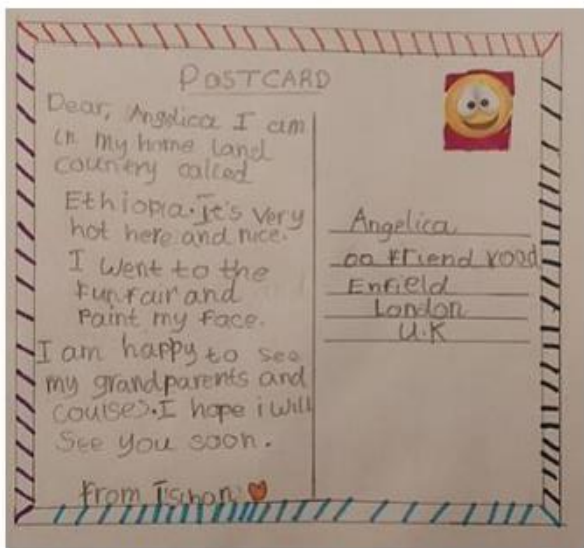

## Year 2 Writing

Look at some of books we read and all the different types of writing we did based on them.




We wrote a fact file on meerkats, using what we learnt in the story.

Sunny sent postcards from all the places he visited so we wrote postcards from places we have visited.



We read *The Highway Rat* and created Wanted posters for his capture.



We used verbs and adverbs to write sentences about how the creatures moved at the rumpus.



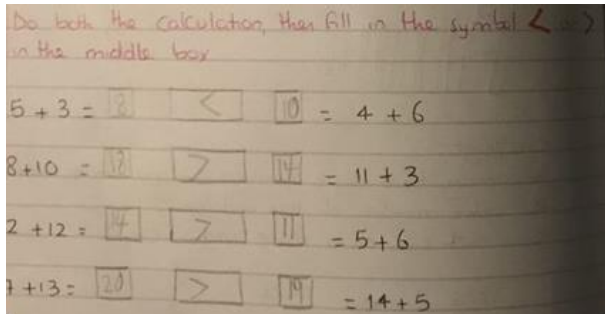
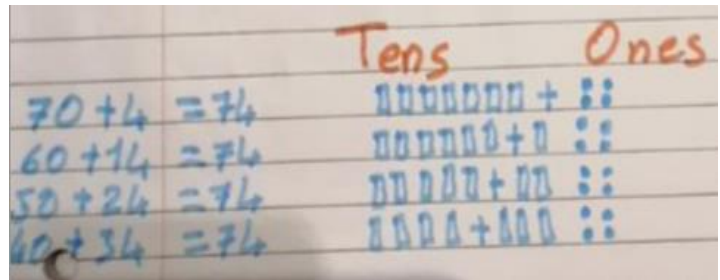
things were  
The wild where whirling boisterously  
around. They were swinging energetically  
through the trees. The wild things were  
crashing and bashing around noisily.



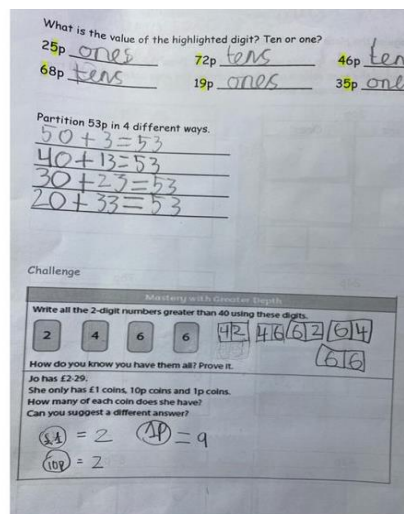

# YEAR 2

## MATHEMATICS

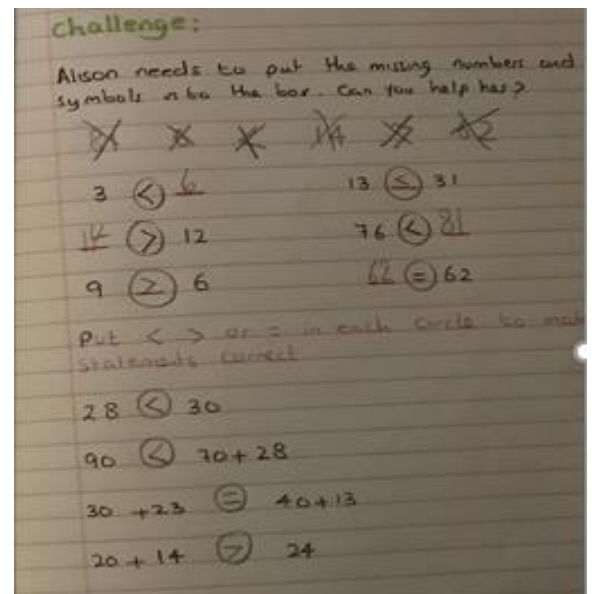
In Maths, we have been working on place value. We started by identifying and representing numbers in different ways - drawing dienes, partitioning into tens and ones and using place value charts.




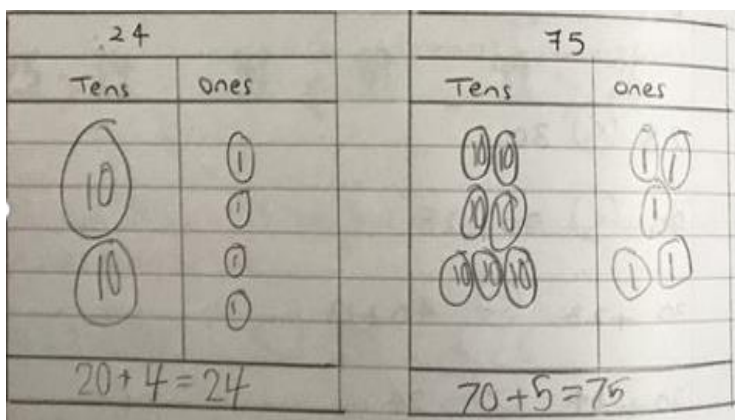
Using only 10p coins and 1p coins we worked on making different amounts.



We then reminded ourselves about using  $<$ ,  $>$  and  $=$  symbols to compare numbers partitioned in different ways.



And, estimated numbers on an empty number line.





**ENFIELD**  
EDUCATION  
SERVICE

# RAPID LATERAL FLOW TESTING

## Households and bubbles of all school pupils and staff

From 1 March 2021, if you're a member of a household, childcare bubble or support bubble of staff or a pupil you can get a twice-weekly test. Here is how:

# 1

### Take a test at a rapid lateral flow test site

Centres open 7 days a week 9-6pm

- Boundary Hall, 7 Snell`s Park, N18 2SY
- Brigadier Hall, Cedar Road, EN2 0NL
- British Alevi Federation Community Centre, Great Cambridge Road, N9 0LE
- Green Towers Community Centre, Plevna Road, N9 0TE
- Kempe Hall, Kempe Road, Enfield, EN1 4QS
- Southgate Library, High Street, Southgate, N14 6BP
- John Wilkes House, 79 High Street, EN3 4EN

# 2

### Collect test kits

You can collect 2 packs of home test kits at a local collection point. Each pack contains 7 tests.

Centres open daily 1.30pm-7pm

- Lea Valley Athletics Centre , N9 OAR
- Boleyn Hall, EN1 4HS
- Raynham Road Car Park, N18 2SJ
- Lodge Drive Car Park, N13 5UB

# 3

### Order home test kits online

If you cannot attend a test site to be tested or collect home test kits you can order online for home delivery at:

<https://www.gov.uk/order-coronavirus-rapid-lateral-flow-tests>



How to do the test – by a school child:

<https://www.youtube.com/watch?v=SLcJV5bw2qI>

DfE Full guidance can be found here:

<https://www.gov.uk/guidance/rapid-lateral-flow-testing-for-households-and-bubbles-of-school-pupils-and-staff>






## Writing...

18th day 1st February 20  
 Today we have visited the house where we were  
 born in 1927  
 Harold Carter.  
 Born 9 May 1934.  
 Died 2 March 1994.  
 Place of Birth: Pinner, Middlesex, Western Suburbs of London.  
 Parents: Norman Carter, Deborah Carter, William Carter, Frances Carter, 3  
 Children: Anne, William.  
 Sons: Michael, John Carter, Martin, Joyce Carter.

- 1.First, embalm the body in a tent.
- 2.Next,remove the liver, lungs, stomach and intestines.
- 3.Then,put these in Canopic jars.
- 4.After that, pull the brain out with a hook.
- 5.Place in the river.
- 6.Add salt to stop it from rotting.



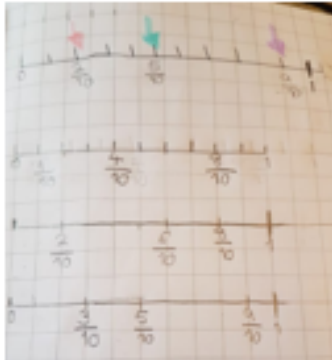
Assef



# Year 3 Home Learning

## Maths

Zaynab's number lines in 1/10s.



Asser explores horizontal and vertical lines.

Explore some more...

**Try this:** Why not have a look around and see if you can find any horizontal and vertical lines? Write the names of the items in the box below.

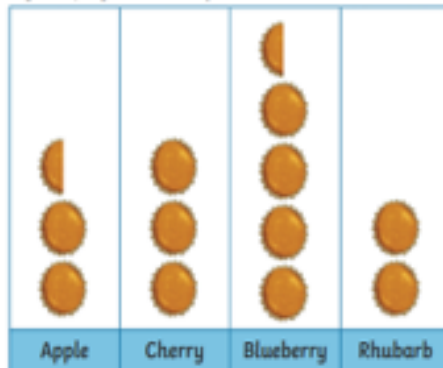


e.g. TV - horizontal and vertical lines	Cupboard horizontal and vertical	Laptop vertical and horizontal	Table horizontal and vertical
Chair vertical and horizontal	Oven horizontal and vertical	Door horizontal and vertical	Freezer horizontal and vertical

Ozgur and Dalya interpret charts.

Year 3 children at Pear Tree School voted for their favourite pie fillings.

They drew a pictogram to show the information.



If 24 children like cherry cake, then one cake = 8.

Ayse's Nrich problem.

Here is a picnic.

Describe what will each boy have to eat if it is shared equally.

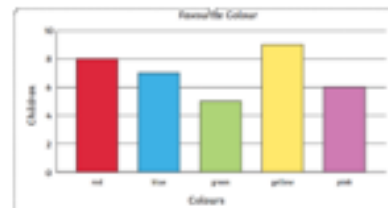
Pizza – 2 slices

Muffins- 2

Apple – half

Carton of drink – 1

Tomatoes – 4



Look carefully at this bar chart. Write down 5 pieces of information that this bar chart tells you.  
eg 8 children liked the colour red.

This bar chart shows me that 9 people like yellow so yellow is the most popular colour in the chart.

7 people like blue.

Red is the second most popular colour on the chart because 8 people like red and 9 like yellow.



# Year 4 Home Learning – Here is a selection of our Maths and English work from the Spring Term

## English

English

### How to cook pizza at home

1. **First** open your freezer and remove the biggest pizza that you can eat in from it.
2. **Now** turn your oven on.
3. **Then** put your pizza on an oven proof tray and put it in the oven between the two racks then **wait** for twenty minutes.
4. **Soon** the pizza will be ready so get a plate from the cupboard and go into the fridge and find something to drink.
5. **Next** get your pizza out of the oven and cut it into bite sized pieces on a board.
6. **Lastly** put the pizza on the plate and eat it at the table.

### Instructions for going shopping

1. First you make a shopping list so you know what you need to buy from the shop
2. Secondly you get your re-usable shopping bags together to take with you
3. Now put your shoes and coat on before you go outside
4. Then you get into the car and put your seatbelt on and sit nicely while your mom drives you to the supermarket
5. Now you get a trolley and walk around the supermarket putting items from your list into the trolley
6. After you have all of your items you go to the checkout and pay for all of your shopping.
7. Finally you drive back home with your shopping and eat the yummiest thing you have bought!

Friday 22nd January  
English

The fox was walking quiet through the damp forest. Suddenly she smelt delicious things. It was bugs, big ones they were juicy and fat. They were pigs. After eating all, she thought about finishing her day so she could have a rest. At the end she ran home as fast as a cheetah.

Tuesday 2nd January  
How to make a sandcastle  
First you get the bucket and spade. Then use your spade to put the sand in the bucket. Next flip the bucket upside down quickly so all of the sand doesn't fall. Finally you do that and repeat the process all around the sandcastle.

### Instructions for getting ready for school

1. First wake up and then spread up your bed.
2. Next brush your teeth
3. Then have a shower with lots of soap
4. Get dressed into your uniform.
5. After that you prepare your breakfast and eat, remember to pick up your dishes and wipe your table when you are done.
6. Then check that your bag is packed
7. Finally get jacket and shoes and head off to school.

### Task – Use prepositions in your instructions.

#### Instructions for building sandcastles

1. You will need a bucket, sand and spade.
2. Put the sand in the bucket until it is full.
3. Then flip the bucket on the floor.
4. Put it back up then you will have a sandcastle

### Your instructions:

1. **Turn** on your Nintendo switch.
  2. **Get** your controller
  3. **Open** up the game you want to play
  4. **Put** on your headphones
  5. **Pick** who you want to play with
- When you have finished playing your game make sure you **Tidy** up after
6. **Close** the game
  7. **Go** and put back the Nintendo switch on the stand

I could see a fox trying to look for pray. After a could hear the fox eating the pray. I could smell the bad smell from the rotting trees. I can taste the the little bugs flying into my mouth.

Draw a line of symmetry on each shape.

Complete the symmetrical patterns by shading the correct squares.

Complete the pattern according to the line of symmetry.

Draw your own pattern, with lines of symmetry.

Challenge questions

1.  $4078 + 7806 = 11884$

2.  $3080 + 7093 = 10173$

3.  $8389 + 2094 = 10483$

4.  $1938 + 8398 = 10336$

5.  $8784 + 9969 = 18753$

6.  $8580 + 1887 = 10467$

7.  $9771 + 8489 = 18260$

8.  $5602 + 9250 = 14852$

9.  $2132 + 3152 = 5284$

10.  $9617 + 6580 = 16197$

## Maths

**MATHS 2D & 3D SHAPES**

What is a 2D shape? How would you describe it?  
A shape that is flat.

Name 3 x 2D shapes: circle, square, triangle.

What is a 3D shape? How would you describe it?  
A shape that is not flat.

Name 3 x 3D shapes: cube, cylinder, cuboid.

Shapes: Sphere, rectangle, cone, triangle, cuboid, square, cube, circle.

Question: In questions 1 and 2 what do you notice? What's the same and what's different?

1.  $12 \div 4 = 3$

2.  $12 \div 6 = 2$

3.  $12 \div 3 = 4$

4.  $12 \div 2 = 6$

Group on telling the time

Telling the time on an analogue clock. Each number on a clock represents 5 minutes. We can count around a clock by counting by 5's.

There are 24 hours in one day, but the day can be measured by splitting it into two halves. The first 12 hours of the day - from midnight to midday - are called AM, and the next twelve hours are called PM.

What time do these clocks show? What is different? Which one is analogue and which one is digital?

Can you find a digital clock in your house? Phone, microwave, oven, digital watch.

Dig Deeper - remember to explain! Anna converts the analogue time to digital format. Here is her answer:

She got her minutes and hours mixed up. Explain what Anna has done wrong. What should the digital time be?

Dig Deeper! Jack arrives at the train station at the time shown in the morning.

Which train could he catch?

How long will Jack have to wait for each train?



# Year 5 Writing Journey

We started the week by exploring News reports and understanding the features for good reporting



## MY TV NEWS REPORT

### Capital X

This is Tommy reporting live from Capital X, we have some news about a really strange cat with yellow eyes seen on London Bridge, it was rarely seen by only a few people at midnight as the cat was strolling about like nothing was going to hit it  
Last night a man was hurt badly to the eye by the cat because of him going near and trying to take it to a pet shelter but it had scratched him badly that he was unconscious and needed to go to the hospital, here we have him now Sir what had happened when you were scratched?  
"It felt like a rush of fire or rocks hitting my eye, I felt like I was going to die even!"  
Why did you not get a flashlight to see what you were doing?  
"because I only had got out my car to see what the yellow things were and that was when I didn't know it was a cat with yellow eyes"  
And finally, is it an alien?  
"well if it is I wouldn't be surprised because that hurt a lot! And that is all for today next we have the weather  
I am Tommy and this, is Capital X  
MUSIC

By  
Tommy  
5G

We then moved our learning on to writing a News break report about Dragons in town...



### Your ideas (What I think is happening)

We are interrupting this Programme to announce that Dragons have been spotted yesterday afternoon in Enfield Island village, London people were scared because they haven't seen anything like this.

At noon police were interrupted by the swooping of the Dragons nearby. Every time the Dragons were hungry they would smash the house windows

Some people say they seen lots of baby Dragons be hatched some people reacted scared and ran away from their homes so they could be away from the breaking glass caused by the Big Dragons

By Aysema 5G

"We have spotted some eggs from the dragons up some trees and be hatched i have never seen a Dragon egg"

Further update seven o'clock news

### Esther's story world 5T



Isabella's  
Dragon world  
story map  
5G



## Kerem's dragon story 5T

### The Lost Dragon.

At midnight there were shadows out there in the sky. We were the tribe's people in the Amazon hunting food but lately I have been seeing scary shadows wait actually not scary terrifying. It was like a dragon but everyone knows that they're not real. So, one day I was practising my hunting skills when I saw a rabbit. Then I thought to myself, "everyone will be very proud of me if I got a rabbit for dinner" and so I went to chase the rabbit. After a few minutes of running, I lost the rabbit. It was right in front of me but then it got away.

I was thinking about going because they might be worrying about me. While I was going home, I kept on seeing things. I never usually went hunting by myself. At this moment I was starting to get a little worried. The trees loomed over me, it was like they got bigger every step I took. I felt like someone was breathing on me. Then I realised I was lost. I started running in panic shouting but nothing happened. If I shouted but my voice just came back to me. At this rate I was starting to see somethings like people or my dad but when I ran to hug him, he was just the cold bitter air.

Then I started thinking rationally. I had to get warm so I tried making a fire. On the final attempt when I was about to give up, I saw some sparks. Then some fire. I felt better now that the fire had warmed me up but I had to get some sleep because in the morning I had to try finding my dad and the tribe's people. So, I got some wood then put a bit of the fire on it and went to find some hard sticks, leaves and I needed to get some stem of some bark. First, I went in search for some wood and luckily, I found some leaves too. All that was left was some stem for rope.

When I found that too I went off and luckily found my way back. I started to make a bed using the wood then, I used the string to tie some leaves together, I done this twice because I need one to lie on and one to put on top of me so I don't get cold. After that, I went into the bed and I had to say it was not as comfortable as my bed at home but it will have to do. In the morning I was in a place completely different. It was cave I don't know how I got here. As I was going to come out if this place, I saw a dragon.

It was 1 million times bigger than me and had hard scales on his back. He was red with a bit of yellow. I was about to faint when the dragon said don't be scared, I am not going to eat you I come in peace. Wait a minute a dragon that's a lot to take in but a talking one, ok that was it and I fainted. When I woke up, I saw that the dragon was sitting down eagerly waiting for me to get up. Then I got onto my feet and the dragon did the same. He said "my name is drag. I have come from a faraway land". My name is Tsaká. I am from the Dombolo Tribe.

We had a little chat and there were more of him. I knew it, those were the shadows I kept seeing. Wait are the other ones as nice as you. Sorry to say but they are not as nice as me. Those dragons were talking about raiding your village but I told them to stop but they wouldn't listen. So, they left me behind. Also, if we don't stop them by dawn, they will tear the village down. There is another orrblem and that is that they left me behind and now I

am lost". Said drag, "Yeah, I know how it feels to be lost" I said in a low voice. "I am lost too. I can't find my way back". I said

"I can take you. I know where your village is". "Really, I said, that would be great". Then, we set off we were speeding through the air and it was awesome. Finally, we were there and I couldn't believe how much I had walked into the forest. He settled down next to some trees so no one could see him and then I rushed to my dad and the others but when I got there the village was burning people on the floor dead. I went to see if his dad was there but he wasn't outside so he was properly inside. At last, I found my family hut and saw that my dad was on the floor unconscious. It must have been the smoke. I tried picking him up but he was too heavy.

I went back to the trees the trees and saw that drag was not there. Suddenly I didn't know what to do then something grabbed me by the waist and of I went. I didn't know what just happened it seemed like I might have been took by one of the dragons. I tried shuffling out of this monstrous hand but the dragon was holding me so tight I was finding it hard to breath. Then something came thought the air and bashed into the dragon. The dragon let me go and fell down and down and down and down because of how we were I could touch the clouds.

The dragon eventually fell to his death. As soon as I got my breath again, I saw that it was drag. In a panic I said "we need to get my dad he is in the fire". But the dragon said nothing. I wondered why but then I saw something on drag's other hand. It was my dad. The dragon smiled at me. It must have been when I got captured by the other dragon drag quickly got my dad. But then I started thinking about the other people too. We can't just not save the others I told drag so of we went back down to get as much people as we could.

When we got back to the village the bad dragons weren't making it easy. They kept on breathing fire on drag but he used his back as a shield. I told everyone to not be scared and it's going to be alright. Now we had to get these people to safety and luckily drag new a place that was safe. So, as quick as a flash he sped through the air and the other dragons followed but at last drag lost them. Either them just bashing into trees or drag hitting them with his tail.

When we got there drag and I told everyone to settle down. Now we had to banish these dragons and drag a plan up sleeve. First drag grabbed the dragons by his feet and done this one by one. He brang them up to a volcano and dropped them in altogether. After the work was done, I was planning of putting my feet up but drag had other plans. "Sorry Tsaká I have to get back to my land. I am sorry that we can't spend more time together. I have had a wonderful time with you. Good bye we will meet again sometime soon. Off he went, soaring through the sky going back to drag own land where his family is.

The end

## Varun's Dragon story and map 5G



### The Fierce Dragons' Attack upon the Mystery Island

Once in a faraway land, there was a boy called Lincoln. He lived in the forbidden, dark forest. His rude and judgemental parents left him when he was a baby. They threw him in a river where he floated to the forbidden forest. He lived with spiders and he grew up there. Lincoln made some friends far from where he lived.

Their names were Ethan, who lived in a house covered with trees and flowers. Oliver lived in a tiny, decorated house and next to it was a bright and beautiful farm and a mystery lighthouse where nobody knows what's inside except Oliver's family....

One day, Lincoln saw from his home, the forbidden, crepuscular dark forest, fierce beasts with flaming, bloodshot red eyes heavily puffing burning flames all over the mystery island. "WE NEED TO GET THESE FIERCE BEASTS OUT OF OUR ISLAND!" screamed Lincoln. He saw strong, muscular policemen firing gunshots with their shaky hands.

Lincoln rushed out of the forest to his friend's (Ethan) house. "WE NEED TO GET THESE DRAGONS AWAY!" shouted Lincoln. "Chill, the police men have got this," replied Ethan. Lincoln turned back and saw the policemen have been destroyed by the Brobdnagian bloodthirsty beast. "THE POLICEMEN ARE DEAD WHAT DO YOU MEAN CHILL???" Ethan looked back and suddenly saw that the scaly, fire-breathing dragons were stomping towards them.

### Continuing story

"We 'gotta go to Oliver's house now!" cried Ethan. They ran as fast as their little legs could take them. Oliver was running to his lighthouse. The intimidated boys followed him. Oliver saw them and yelled, "You can't get in HERE!" "SO YOUR GOING TO LET US STAY IN THIS DISASTER?" Lincoln screamed back. "Fine...come in..." said Oliver.

The boys looked up and saw lots of flights of stairs. "HOW ARE WE GOING TO MAKE IT UP THERE IN TIME?" called Ethan. "Oh if you want to get up faster then your going to have to do it the scary way..." muttered Oliver. "Well then what are you waiting for, DO IT!" Wailed Lincoln.

Suddenly, the platform underneath them went up at stunning speed to the top of the lighthouse. "ARGHHHHHHH" Howled the horrified boys. At the top were lots of buttons. Oliver clicked one of the buttons and started firing gunshots at the dragons. "How much time did it take you to do that?" said Ethan. "No time to say it now," replied Oliver. The dragons were hit lots of times but it didn't do anything.


Immediately, Oliver clicked another button. The light coming from the top of the tall, red lighthouse flashed on the dragons' beady eyes. Ethan and Lincoln watched in amazement. The dragons retreated back to their island. But their island were close to their humongous island. Oliver didn't want the dragons to come back. The lighthouse turned into a hover car which flew across the island to the dragons' little island. Oliver trapped the dragons' whole island with a cage with strong steel bars.

The boys decided to make the island a zoo so they made a sign that said ZOO on top of the dragons island. The dragons tried blowing flames at the bars but nothing would happen.

Finally, they started making a bridge so people could visit the island. Lincoln and his loyal friends, Ethan and Oliver celebrated their victory. The End...



# Year 6 – Home Learning – Writing



We started by focusing on the images from the story and the affect colours have on the reader.



Sophie

Year 6 read 'The Journey' by Francesca Sanna. The final piece of writing is a poem reflecting the emotions of the story.

Rosamaria

Year 6 then completed a senses grid, to really think about how the characters would be feeling at each stage of their journey.

<p>•  What might you see?</p> <p>Trees Leaves A wall A deer A bear An owl Broken sticks and twigs</p>	<p>•  What might you hear?</p> <p>Birds chirping. Wolves howling Footsteps Cars Owls hooting Families telling their children to be quiet. Sounds of the banging of guns</p>
<p>•  How might you feel?</p> <p>Anxious Worried Scared Excited Nervous Confused Petrified</p>	<p>•  What might you be thinking?</p> <p>Am I safe? Did we have to go on this journey? Is this really necessary? Why is there a wall? What was the wall for? How am I going to get my children over it? How long will this take?</p>

Dark mysterious hand reaching out took my father.  
A devastated mother hiding among the bushes.  
Evil hands  
Spooky guards  
An angry fierce guard  
The kids were trembling in fear.  
Scared in the darkness.  
The crashing waves crashed against the boat.  
Nearly there safe at last.

Gracie

1. Terrified
2. Scared family
3. Creeping claws
4. Worried
5. Unsafe
6. Dark, gloomy shadows
7. Travelling
8. Out of comfort zone
9. Evil
10. Family

Skye

The children then chose 10 words or phrases that they felt reflected the emotion of the story. They edited these words and phrases to create their final poem!

## Final poems!

It took my father  
With a tight smile,  
Confused we were,  
Eerie and dark as the days passed by.  
Creepy little forest in the dark,  
Gloomy and darker we became.  
Hope was on its way.  
Worried we were.  
Safe at last.  
Wondering where we will find a place, we can truly call home.

Zipporah

### Freedom

My father disappeared with the war,  
Our lives changed forever,  
Devastated, apprehensive and scared,  
Trying to escape somewhere far away,  
Staying hidden in many trucks.  
Leaving things behind as we go along,  
Enormous wall,  
Hiding from guards,  
We board a ferry with many people,  
We see land for the first time in days,  
Birds are following us on our journey,  
Will we be free like them?

Emilia

### Our Dangerous Adventure

Chaos everywhere,  
Too much to bear,  
Leaving things we so much love,  
And quickly taking little things such as colourful gloves.

Moving, moving, moving,  
The red bus slowly grooving,  
Leaving more behind,  
And thanking the kind.

As we had to climb a large wall, the forest becomes darker,  
Watching out becomes harder,  
We are instantly scared,  
When an angry guard started to glare.

In a dangerous way,  
He told us to go away,  
To go faraway.  
We had nowhere to go,  
So, we hid without making him know.

Luckily, a kind figure took money from mum,  
And we were picked up like sticks from a drum,  
Over the wall,  
And let us down without a fall.

We take a bus,  
Without a fuss.  
We go steadily and look outside,  
And look at our map guide.

I dream of freedom,  
And look at the sky,  
I see the birds starting to fly,  
And I think I will start a new life

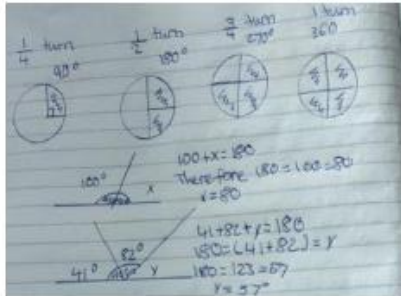
Beverley

# Year 6 – Home Learning

Over the past few weeks, Year 6 have been exploring measurement, angles, circles and 3D shape.



Arian was also inspired by Miss Maths chess club and created this fantastic drawing. Can you name the two chess pieces?



Kimora-lee looking at missing angles and right angles

Explore Some More:

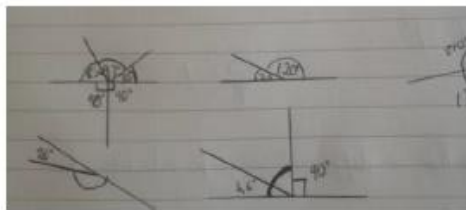
I do not agree because you are able to calculate a and c. To find a you need to do 180 degrees- 157= 23 degrees. So, a is 23 degrees. To find c, since a is opposite c, c is the same as a so c is also 23 degrees. To find b you need to add all of the amounts of degrees that you worked out and take the total away from 360 degrees, you will get 67 degrees. This means that b= 67 degrees. That is why I do not agree with Whitney.

Dig Deeper:

I do not agree because if you do 30 degrees add the right angle which is 90 degrees gives you 120 degrees. 180 degrees takeaway 120 degrees gives you 60 degrees. That means g= 67 degrees. E= 60 degrees. F= 120 degrees. I do not think there is any other way to find the size.

Beverley explaining and proving why she doesn't agree with a question on vertically opposite angles.

After starting to learn how to play chess with Miss Maths, Sophie was inspired to make her own chess board.



Mariam exploring angles on a straight line.


In half term, Year 6 were given the challenge of creating their own maths board game ready to play once we are back at school.



Sena



Oskar brought his game and all the pieces he made into school to share with the key worker bubble. It's safe to say they were excited to play!



James







DATE	EVENT	YEAR
08.03	Whole school open	all
19.03	Comic Relief – see below	
01.04	School breaks up at 1:15pm for EYFS/KS1 and 1:30pm for KS2 for Easter	all
19.04	Start of Summer Term 1	all
23.04	Vocabulary Day to celebrate Shakespeare's Birthday	all
03.05	May Bank Holiday – School closed	
06.05	Polling Day - School closed and Parent Consultations	all
28.05	Inset Day - School closed	all
31.05	Half Term Break	all
07.06	Start of Summer Term 2	

### Comic Relief's Red Nose Day

A Prince of Wales Charity Day - Friday 19<sup>th</sup> March



Please donate a £1 to attend school dressed as a 'superhero'...you can create your own costume, or you can wear red



Remember - No red hair spray or face paint.

**THANK YOU**  
for supporting Red Nose Day

### FUNDED BY THE WINTER COVID GRANT

For each FSM child, you will be entitled to £30.

You will be sent an E-Voucher via your child's school.

Vouchers will be sent between 29th March and 5th April

**FREE SCHOOL MEALS VOUCHERS EASTER BREAK 2021**



### Coffee Morning – 4<sup>th</sup> March

Thank you to everyone who joined us for our first virtual coffee morning. It was great to see so many faces! Thank you for sharing your favourite books. If there are any other questions or comments regarding the SEN information report, please email the office.  
Thank you,  
Ms Paddon



Last week, laughter and competitive noises could be heard coming from class 6B. Oskar had adapted the popular online game **Among Us** into an exciting board game using a cardboard box, some printed sheets and his imagination.



### Mr Whitehorn interview with Oskar

Mr W: How long did it take to make?

Oskar: One day and a half.

Mr W: How did you create the board game?

Oskar: First we printed off characters for Among Us and we traced on to paper stuck on cardboard then we cut it out and then used colour pencils.

Mr W: How did you feel coming into school with your board game?

Oskar: I felt worried because in case people wouldn't like his game.

Oskar was happy with the positive feedback he received from friends and teacher.

He is currently thinking about creating a limited addition sequel to Among Us...featuring a mod wheel where you flick the spinner and wherever the mod lands you use that mod in the game.


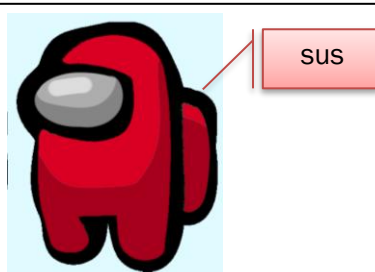

Oskar would like to say a special thanks to his Mum and his sister for helping make the game.

I am extremely proud of Oskar's hard work and dedication and I believe that Oskar can be very successful at creating and making games. I also believe that Oskar will have a bright future if he continues this hard work. Thank you for making my day.

Marvin Whitehorn – Learning Support Assistant



The rules for Oskar's board game version can be found on the last page of this newsletter.





# WEEK 1

## MONDAY

Macaroni Cheese  
With Homemade  
Garlic Bread (V)

OR

Shepherdess Pie (V)  
Seasonal Vegetables

### Dessert

Organic Yoghurt Selection

## TUESDAY

British Sausages  
(chicken)  
Mashed Potatoes  
Green Beans &  
Sweetcorn

OR

Veggie Sausages (V)  
Mashed Potatoes  
Green Beans &  
Sweetcorn

### Dessert

Fresh Fruit Selection  
(not whole fruit)

## WEDNESDAY

Sticky Chicken Thigh  
Roast Potatoes,  
Fresh Broccoli &  
Roasted Carrots  
with Gravy

OR

**Vegan**  
Pasta with  
Homemade  
Marinara Sauce (V)

### Dessert

Peach Cake

## THURSDAY

### 50% Plant Protein

Lamb Burrito Bowl  
Wholegrain Sunshine Rice  
Mini Sweetcorn Cobettes

OR

Chakalaka (V)  
(South African beans)  
Wholegrain Sunshine  
Rice  
Mini Sweetcorn  
Cobettes

### Dessert

Fresh Fruit Selection  
(not whole fruit)

## FRIDAY

Classic Crispy  
Battered Fish with  
Chips,  
Garden Peas

OR

**Vegan**  
Pasta with  
Homemade  
Tomato & Basil  
Sauce (V)

### Dessert

Apricot Flapjack with  
Organic Oats

## THEME DAYS



"Veganuary"  
The Month  
of January



Chinese New  
Year, Feb  
12th



World  
Book Day  
Mar 4th



Each day our children will enjoy, a nutritious meat or vegetarian dish of the day served with vegetables. These dishes have been specifically chosen to work in the class room. To make sure our children don't miss our salad bars, we are also including a salad pot for every child. They will also receive a delicious dessert or fresh fruit.

# WEEK 2

## MONDAY

Singapore Veggie Rice (V)  
Fresh Seasonal  
vegetables

OR

Butter Bean Stew  
(V)  
with Crusty Bread  
Fresh Seasonal  
vegetables

### Dessert

Organic Yoghurt Selection

## TUESDAY

Pasta Bolognese  
with  
Fresh Carrots

OR

Vegan Pasta  
Bolognese (V) with  
Fresh Carrots

### Dessert

Fresh Fruit Selection  
(not whole fruit)

## WEDNESDAY

Beef or Lamb  
Meatloaf  
Roast Potatoes,  
Fresh Broccoli &  
Cauliflower and Gravy

OR

**Vegan**  
Pasta with  
Homemade  
Tomato & Basil  
Sauce

### Dessert

Cherry & Apple Cobbler

## THURSDAY

Mild Chicken Curry  
& Rice  
Garden Peas

OR

Roasted Vegetable &  
Feta Pasta (V)  
Garden Peas

### Dessert

Cheese & Crackers  
Fresh Fruit (not whole fruit)

## FRIDAY

### 50% Plant Protein

Beef Burger Bowl  
Homemade Veggie Burger  
Bowl (V) with Chips

OR

Lemon Crumb Salmon  
with Chips,  
Sweetcorn

### Dessert

Carrot Cake


## THEME DAYS



"Veganuary"  
The Month  
of January



Chinese New  
Year, Feb  
12th



World  
Book Day  
Mar 4th





Children from the Year 6 Key Worker Bubble welcoming back all pupils next week.

# census 2021

## Census day is Sunday 21st March 2021



People will receive a letter in the post with a unique access code in late February / early March and can complete the online form as soon as it is received or from March 1st call the census contact centre to request a paper form.

Individuals who prefer to complete the individual questions on the census form in private, not via the head of household, will also be able to order their own unique access code and paper form via the same contact centre and return their form separately from the household to guarantee privacy.

## Census contact centre opens 1st March

The support lines will be open from 1st March and a wide range of accessibility support materials and help articles as well as videos on how to complete the questionnaire, including versions for British Sign Language, audio description & subtitles, will also be available from the census website to download from 23rd February.

There will be one central phone number with a simple 3 option menu to direct people to the right adviser or options (ie to order a paper questionnaire, or any of the support materials mentioned below), and the opportunity to book appointments with advisers as well as receive support straight away.

**Census website: <https://census.gov.uk/>**



## THE BOARD GAME



### Rules

1. The aim of the game is to collect all the tasks tokens (even if you are an impostor)
2. Choose your character and place yourself in cafeteria
3. Choose your characters task token card
4. Shuffle the status cards and give each player one. If less than 6 players make sure impostor card is included
5. If you are an impostor you have to tell everyone
6. Crewmates can travel up down left and right only but impostors can go diagonally as well
7. All players roll the dice on their turn and move that number of spaces
8. Impostor goes first
9. Crewmates can land on the same square. If impostor lands on a crewmate square they can 'kill' them. Take the crewmate apart and stay on that square.
10. 'Killed' crewmates can revive by rolling a 6 and roll again to move
11. You need to get an exact number to get into a room or land on a crewmate
12. When in a room, you take a task token and put it on your card.
13. If an impostor is in a room with a vent they can use it to get to any other room next turn
14. When an impostor vents into a room they have to miss a go
15. If a crewmate or an impostor picks up a task token they have to miss a go
16. Once you have all eight different tokens you need to get back to the cafeteria to win
17. IMPORTANT: no emergency meetings or body reports

That's the rules done

Have a nice day!

