



PRINCE OF WALES PRIMARY SCHOOL

Newsletter
26th February 2021

Listening Excellence Attitude Respect Negotiate Enjoy Responsible Support

Dear Parents/Carers, Governors and Friends,

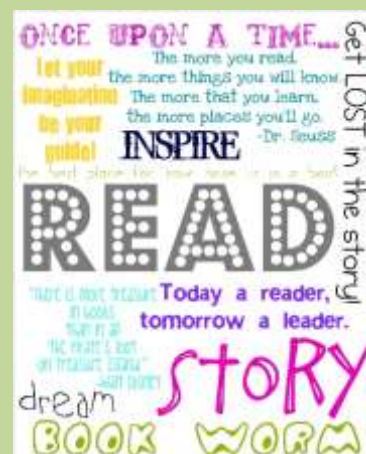


The countdown to Monday 8th March has well and truly started. One of our families spoke from the heart on behalf of us all on Monday 12th BBC1 national news when expressing the relief that school reopens. Despite being very happy with the remote learning we provided, it doesn't compare with being at school, among his friends and with direct access to his teacher. Aayden from Year 2 and his mother already have his uniform ready! Do you? Each year group will be writing to their families to welcome you back and to share the curriculum map so that you can see what will be taught in the remainder of the Spring Term.

Friday 5th March will be another screen free enrichment day for all our pupils to give their teachers time to set up their classes and make all the necessary arrangements for their return.

In the newsletter this week:

- How better to remind you that Book Day is coming up next Thursday than having two pages dedicated to READING - as if anyone needs a reminder of its vital importance. Pages 2 & 3
- SEN coffee morning (bring your own cuppa). Page 6
- Calendar dates for your diary – hurrah we have some to share again! Page 11
- Who thinks that we are outstanding? Page 17
- We even have time for a teaser. Page 18
- Looking at this week's art feature on each year group page it appears that these pupils were not limited by the resources or opportunities at home. If anything, might they have unleashed their creativity without constraints? And, who came to the attention of the National Gallery??
- Again great attendance with 125 children at school and the highest remote learning % yet.



Mr Jan M Bless - Headteacher

Our Value this week was **APPRECIATION**

The following pupils modelled the value this week:

Ada 1H, Alyssa 1K, Shireen 1T, Halil 2A, Lillie Mae 2L, Harmony 2T, Zaynab 3F, Nida 3G, David 3W, Isa 4F, Tea 4H, Anne Marie 4R, Sonali 5G, Niyla 5K, Eylul 5T, Arian 6B, Rosamaria 6T, Mariam 6TH





Remote Learning Attendance from Friday 12th February – Thursday 25th February 2021

Ash 72.00%	1H 88.88%	2A 92.59%	3F 93.84%	4F 93.91%	5G 87.69%	6B 90.71%
Birch 78.00%	1K 77.85%	2L 89.23%	3G 95.17%	4H 80.00%	5K 88.96%	6T 88.88%
Oak 86.92%	1T 77.93%	2T 69.60%	3W 92.80%	4R 95.00%	5T 84.61%	6Th 97.03%

Well done to **Oak, 2A and 6Th** for best attendance this week.

Overall attendance since 5th January Y1 – Y6 **86.28%**

Reading Books linked to our learning that we have read this week:



Hosted by celebrities, the events last for 30 minutes and are all about sharing and discussing books! You can even enter questions that may be asked. To find out more information, please follow the link below:

[Events \(worldbookday.com\)](https://www.worldbookday.com)

Sticking with the theme of sharing stories...

We want you to choose the 3 books you would take with you if you were stuck on a desert island!

Why would you choose those books?

Is it a story that is special to you or your family?

Would you recommend others choose this book too?



A BIG WELL DONE

Rosamaria 6T
Nihal - 5G
Arios - 5T

For reading a million words so far this year!

Congratulations!!

Who will be the next Millionaire Reader..?



Think about the different ways you could share your stories with your teachers!



Future Friend by David Baddiel
It is about the future and how we can shape it. It is also about knowledge and time-travelling.
Synopsis: A girl named Pip from the year 3020 time-travels back in time and meets Rahul from the year 2020. Pip teaches Rahul about how the future changed and Rahul decided to do something about it.
I would recommend this book to 8-12 year olds and to people who care about the environment and the future. The book is really inspiring and encouraging.
Rating: Excellent
Reviewed by Class 6T



Where I like to read ...

Over half term, some children sent photos showing their favourite or most exciting places to read! Send your pictures to your teacher and see if you appear in next week's newsletter!



World book day at
Prince of Wales

Desert Island
Books...



Part of our topic for this half term is GROWING.

RECEPTION HOME LEARNING

We had a closer look at the fruits and vegetables we could find in our kitchens.



We then used these fruits and vegetables to help us draw and make self-portraits like the artist Giuseppe Arcimboldo!



In Year 1 we have been learning about the artist Vincent Van Gogh.



We learnt about his life and made a fact file. We also discussed how his paintings make us feel.

We explored techniques used in his paintings.



And made a copy of his painting Starry Night.



Coffee Morning

via

Teams

Join Mrs Dunlea, Mrs Rees and Ms Paddon for coffee

on

Thursday 4th March 2021

at

11.30

[Please click here to join the Coffee Morning](#)


Conversation will include:

SEN Information report

Return to school



Year 2 Home Learning and at School Art Work Year 2 have been doing the most incredible art work for home learning and at school. The project was a study of Henri Rousseau's painting 'Tiger in a Tropical Storm (Surprised)'. The children sketched plants at home, at the Wetlands or from pictures and they painted, used colouring pencils or crayons to make their own jungle picture and finally they combined all their learning and made collages. Here are just a few of all the wonderful work Year 2 teachers received.





Together with Year 2, Bella 2L has been studying Henri Rousseau's painting *Tiger in a Tropical Storm* or *Surprised!* Using her paint set, Bella had a go herself on Monday and that was posted on social media. Soon after she was contacted by the National Gallery to send them a copy to look at once they re-open. Her family is of course over the moon!

Inspired, she then created her own jungle collages.

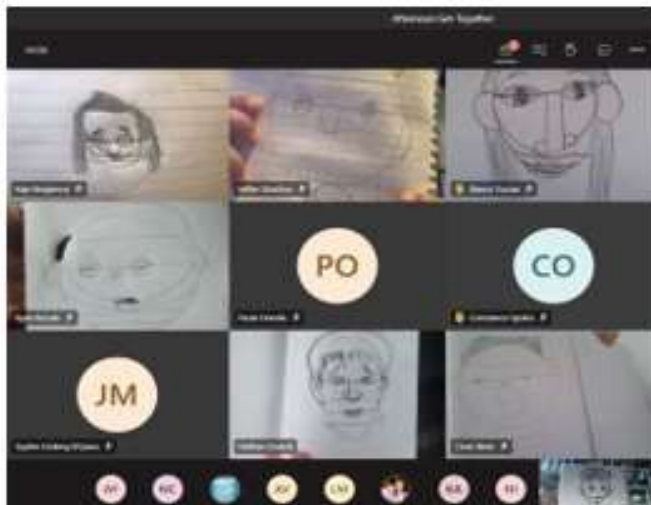


Year 3's Drawing Lessons

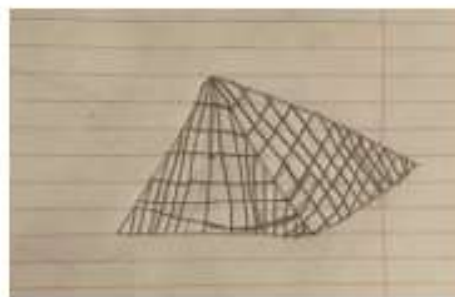
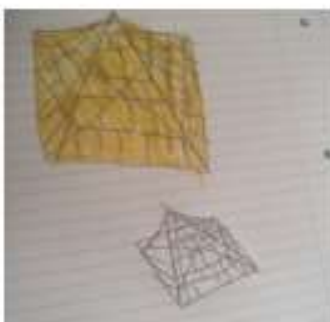


Distance is no barrier to quality art learning in Year 3, where Ms Waldman has been inviting a special guest to live afternoon sessions, namely her son Nathan (above), who is a recent illustration graduate.

Nathan showed some of his illustration work (above) and taught Year 3 how to draw a face. The children made wonderful progress - every face drawn was unique yet followed the proportion instructions.



Nathan also taught Year 3 how to draw pyramids. This tied in with 3D maths learning and our focus on Ancient Egypt in English.



A Screen-Free Art Wednesday in Year 3!

On Screen-Free Wednesday, Year 3 made Egyptian canopic jars. We had learned about Ancient Egypt through our English work, in which we read a book called *The Egyptian Cinderella* by Shirley Climo and we had found out all about how Tutankhamun's tomb was discovered, too. After research about canopic jars, we designed our own jars, using cylindrical pots we found around the home, paper and glue or tape. We then became inventive with our drawing and colouring-in, to produce an amazing array of jars. Here are some of our creations and some photos of us designing and painting.





DATE	EVENT	YEAR
04.03	World Book Day	all
08.03	Whole school open	all
19.03	Comic Relief – see below	
01.04	School breaks up at 1:15pm for EYFS/KS1 and 1:30pm for KS2 for Easter	all
19.04	Start of Summer Term 1	all
23.04	Vocabulary Day to celebrate Shakespeare's Birthday	all
03.05	May Bank Holiday – School closed	
06.05	Polling Day - School closed and Parent Consultations	all
28.05	Inset Day - School closed	all
31.05	Half Term Break	all
07.06	Start of Summer Term 2	

Comic Relief's Red Nose Day

A Prince of Wales Charity Day - Friday 19th March



Please donate a £1 to attend school dressed as a 'superhero'...you can create your own costume, or you can wear red



Remember - No red hair spray or face paint.

THANK YOU
for supporting Red Nose Day

Art Week- Kente and Adinkra



Year 4, have started a new art topic on 'Kente and Adinkra'. We have looked at different Kente cloths, colours and patterns, and Adinkra symbols. Everyone has worked very hard to produce amazing work, across the year- well done!

1. Learning about the culture and tradition in Ghana.



DCR- This week we focused on an ancient West African Folktale - Anansi and Nothing.

Learning about Kente and Adinkra



Year 4 Art Week

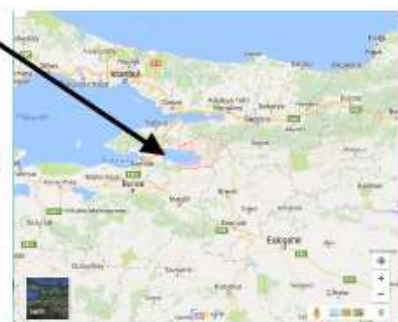
Dyeing and printing process





Year 5 Islamic Art

Throughout the first Art week, year 5 have been learning all about Islamic art and more specifically - Iznik art. Iznik is a town and an administrative district in the Province of Bursa, Turkey. We learnt that Islamic art is made up of Geometric pattern; Calligraphy; Ceramic work and mosaic; weaving and textiles.




First, we looked at the significance of the Iznik area and the type of pottery and mosaics that were produced there.



We explored the geometric design within the Islamic art and had a go at drafting our own patterns using an online interactive whiteboard.



Beth



Zahra



Eliz



All children practiced drawing a Turkish tulip and incorporated in into their Iznik patterns.

The first art week ended with an online gallery where all children across year 5 were able to appreciate and discuss each other's art work.

We enjoyed a discussion prompted by specific, art related vocabulary including *background*, *foreground*, *print*, *atmosphere* and *mood*.



Varun used a computer to create his geometrical pattern.

Year 5 Art learning



Throughout the second art week, we focused on various ways to represent pattern. We looked at making art with Found objects.

A found object is a natural or man-made object, or fragment of an object, that is found by an artist and kept because of some intrinsic interest the artist sees in it. Found objects can also be modified by the artist and presented as art.

Further on, our work was inspired by Land art. Land art or earth art is art that is made directly in the landscape, sculpting the land itself into earthworks or making structures in the landscape using natural materials such as rocks or twigs.


Interestingly, we found it was quite hard to find natural materials in turquoise colour (one of the main Iznik art colours) so we improvised.




By Raahil above and Soali below – Using leaves, twigs, plants and stones (Land/earth) objects to create a pattern.



Charlie – 5G



Our journey exploring pattern and geometric shapes continued as we created some more repetitive patterns.



Sonali – 5G

Year 6 Home Learning Journey

Inuit Art



The inukshuk is a well-known sculpture which has become the symbol of Inuit culture. We created our own versions using a variety of materials.



Brooklyn

Sejdi



Slimane



Sidita



Jack, James & Michael



Meryem



Sidita

Kai

We observed and sketched local birds and then created images of local birds in the style of Inuit artist Kenojuak Ashevak.



Spirit Owl

Vivienne



Sophie



Derin



Taylor

Gracie



Praveen



Mariam



Beverley



Rosamaria

Arian





You will undoubtedly remember that we reported to you in October 2019 that we achieved the RHS levels 2 and 3. Within the month we were awarded level 4 and today, despite a year of much interrupted gardening at our school we received confirmation that we are one of their '**outstanding 5-star gardening schools**'.

We are keen to continue to build on our 'green credentials' by joining the 'Hopes Project' and developing a climate action programme for our school.

Achievement checklist

To achieve this level, you should be able to answer yes to the following statements:

- We can talk enthusiastically about our garden and inform others of the plants we have growing and any projects or activities we have done
- We share our garden with others in our local community through open days, sales and events.
- We can demonstrate what gardening skills we have learnt and passed onto others in the community.
- We have or will offer our gardening skills to the local community to help with projects or gardening needs
- We use the garden as much as we can, our garden has a future



Pioneering Environmental Sustainability

TEASER

