

Year Group: 1

Date: Thursday 4th June

Subject	Lesson focus/objective (I can....)	Activity and/or instructions
Reading/Phonics		See separate link Phonics Week 1 See below links for reading.
Mathematics (including times tables)	I can recognise and name common 3D shapes	<ol style="list-style-type: none">1. Watch this video on 3D shapes around us https://central.espresso.co.uk/espresso/primary_uk/subject/module/video/item883113/grade1/module883106/index.html (username and password- student 1033)2. Go on a shape hunt in your house/flat or go for a walk with an adult- use the worksheet on page 3 to draw/write down the 3D shapes you have seen.3. Play guess the 3D shape https://central.espresso.co.uk/espresso/primary_uk/subject/module/activity/item886686/grade1/module883106/index.html
Writing – English	I can write join my sentences using and.	<ol style="list-style-type: none">1. Look at your list/labels you wrote yesterday.2. Today we are going to turning our notes into sentences.<ul style="list-style-type: none">• join your sentences using ‘and’• include an adjective (a describing word)e.g. Label: gardens. Sentence: There are neat gardens in a row and they are rectangles.3. Turn your list/labels into proper sentences using an adjective and and.
Weekly task/project	To use drawing, painting	<ol style="list-style-type: none">1. Look carefully at your fruit composition. Can you see where there is light and shade?2. Create your own representation of the fruit. You can experiment with colouring pens, paint, playdough, plasticine etc. Why not add some leaves too. (Look carefully for leaves

	and sculpture to develop and share their ideas	in the original painting). 3. Send us a photo of your creation. 4. Explore the link below for fun things to do. https://www.tate.org.uk/kids/games-quizzes/tate-paint
--	--	--

Reading:

1. Please read daily and complete your reading record. You can access Accelerated Reader clicking here and putting in your user name and password:


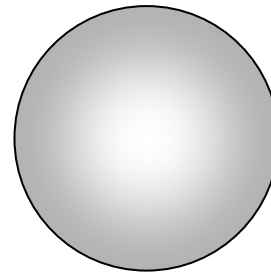

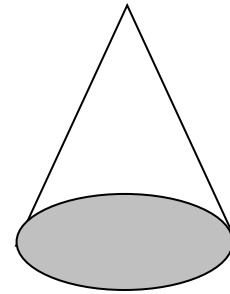
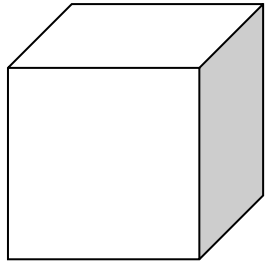
<https://ukhosted2.renlearn.co.uk/1894742/>

You may find that some of your books at home are also on Accelerated Reader, so re-read them and give the quiz a go.

2. Oxford Owl Reading: An online resource which can be accessed free from home. Please follow the instructions to have ebooks at your fingertips. Note all ebooks are tablet/smart phone friendly.
 - 1) Click on the link <https://www.oxfordowl.co.uk/>
 - 2) Click on Oxford Owl for Home
 - 3) Click on Free Books for 3-11
 - 4) Click on Register to set up an account and gain access
 - 5) Oxford Owl will send you a confirmation email, please click to 'Confirm' to gain access
 - 6) Enjoy!

Maths- 3D Shapes

Find things around your house or outside that are these shapes. Draw them in the boxes.



English: Change your labels/list of words into sentences.



Once in the garden, he could see to his horror that the washing had blown all over the neighbours' back gardens.
"Mum will go mad!" he thought. "I've got to get it back before she comes home."

