

# Victory in Europe/V.E. Day Home Learning

Victory in Europe Day/ VE Day took place on May 8<sup>th</sup> 1945. It was a public holiday and day of celebration to mark the defeat of Germany by the Allied forces in World War 2.

VE Day marked the end of the war with Germany and also brought to an end six years of suffering, courage and endurance across the world.



# Celebrations!

As news of the surrender spread, people ran out onto the streets, hanging bunting and banners and dancing.

The official announcement came from Winston Churchill in a radio broadcast. You can listen to it here:

<https://www.youtube.com/watch?v=ZNVu4fMOJLw> - <https://www.youtube.com/watch?v=ZNVu4fMOJLw>



# VE Day Celebrations – May 8<sup>th</sup> 1945





This year it is the 75<sup>th</sup> anniversary of VE day.  
Sadly many of the events to celebrate this day have been cancelled or postponed and people will be marking this occasion at home.





# Home activities- please take some photographs to share with your teacher.

Have a picnic in your garden or in your living room.

Try out one of the war time recipes.

Make some colourful bunting - see instructions and templates supplied

Make a poster to display in your window.




Play some music from this time.

Talk to your older relatives – do they have any photographs they can share with everyone of street parties they have been to, for example The Queen's Silver Jubilee in 1977, or any of the Royal Weddings.





Remember to think back to your learning from earlier this year..





# Remember we sang these songs in singing assemblies

It's a long way to Tipperary

<https://www.youtube.com/watch?v=mliXiOyWO-I>

Daisy Daisy

<https://www.youtube.com/watch?v=78MKBHR3NbU>


Keep the home fires burning

<https://www.youtube.com/watch?v=SRkZ9-j1Xvw>

# Make your own Bunting

For full instructions and a downloadable template, see the links on our website.

You can make the bunting any size you want. Don't forget to send in a photograph of your completed Bunting.






# Wartime Recipes

## ★ Pancakes ★

### Ingredients

1 egg  
4 oz of wholewheat flour  
pinch salt  
1/2 pint of milk and water mixed



### Method

Mix all the wet ingredients together.

Mix all the dry ingredients together.

Once you have mixed the ingredients, slowly add the wet ingredients to the dry ingredients to create a stiff batter then continue add the rest. Beat it well until it's smooth.

Add a little bit of margarine into the pan and wait until it is bubbling.

Pour in the batter and cook until both sides of the batter are brown.

Serve with either syrup, jam or sprinkle a little bit of sugar.

Enjoy.

Makes 6-10 pancakes.

## ★ Eggless Sponge ★

### Ingredients

1/2 pint of tea (without any milk or tea leaves/bags)  
3 oz butter/margarine  
3 oz sugar  
3 oz sultanas  
10 oz wholewheat flour (add 3-4 teaspoons of baking powder)  
1 teaspoon all spice (mixed spice)  
extra cinnamon if required



### Method

Add the tea, sugar, butter and sultanas into a saucepan. Heat gently until the butter has melted, leave it to cool.

Mix all the dry ingredients together.

Add and mix the dry ingredients into the cooled liquid. Give it a beat and mix it well.

Grab a 7 inch cake tin and grease it. Put the mixture into it.

Cook on 180 degrees for around 45 minutes or more.

Serve and Enjoy!



VE Day celebrations





Pack up your troubles in your old kit bag  
And smile, smile, smile.  
Don't let your joy and laughter hear the snag  
Smile boys, that's the style  
What's the use of worrying  
It never was worth while  
So, pack up your troubles in your old kit bag  
And smile, smile, smile.



It's a long way to Tipperary  
It's a long way to go  
It's a long way to Tipperary  
To the sweetest girl I know  
Goodbye Piccadilly  
Farewell Leicester Square  
It's a long, long way to Tipperary  
But my heart's right there