

Year Group: Rainbow *Please look at Year 1 and 2 home learning pages for other activities.

Date: Wednesday 20th May

Subject	Lesson focus/objective (I can....)	Activity and/or instructions
Reading/Phonics		<ul style="list-style-type: none">• <i>Please go to Year 1 or Year 2 home learning pages for phonics activities.</i>• Follow this link to access Read Write Inc. lessons online: https://www.youtube.com/channel/UCo7fbLgY2oA_cFCI9GdxtQ• Story of the day: Halibut Jackson https://www.youtube.com/watch?v=1PdvPRBhq7A
Mathematics (including times tables)	I can use the terms litre and millilitre correctly.	<ul style="list-style-type: none">• Watch this video about litres (type in student1033 for both username and password): https://content.espresso.co.uk/espresso/primary_uk/subject/module/video/item852484/grade1/module849225/index.html• Look for different containers around your home that show different capacities (millilitres – “ml” and litres – “l”). Draw the containers and write their capacity on your picture, e.g. 330ml on a can of fizzy drink. Challenge – can you order the containers by looking at their capacity? How much more does the container with the biggest capacity hold than the container with the smallest capacity?
Writing	I can write notes about an information text.	<ul style="list-style-type: none">• Look at the power point Rainbows power point 1 on the Rainbow home learning page of the website. Complete the activities on the power point.









Other	<p>Curriculum focus – Music</p> <p>I can use music to help me count in different languages.</p> <p>I can follow a musical grid using body sounds.</p>	<p><i>Please look on Year 1 and 2 home learning pages for more Music learning opportunities.</i></p> <ul style="list-style-type: none"> • Watch this video about counting in different languages. Try to join in with the song: https://www.youtube.com/watch?v=FVLihIXB8iU • Can you remember how to count to 10 in the languages on the video? Choose one of the languages and practise counting to ten. • Follow the musical grid on page 3. Stamp when you see the shoe picture and clap when it says ‘clap’. • Practise and perform the rhythm to someone in your home. You could video your performance and e mail it to your teachers.
-------	---	---

Reading:

Please read daily and complete your reading record. You can access Accelerated Reader clicking here and putting in your user name and password:

<https://ukhosted2.relearn.co.uk/1894742/>

You may find that some of your books at home are also on Accelerated Reader, so re-read them and give the quiz a go.

			
clap	clap		
clap		clap	clap
	clap	clap	clap

**Can you perform
this rhythm?**

Clap when it says
clap and stamp
your foot where
the picture of a
shoe is.

Be careful with
lines three and
four as they are
particularly
difficult.