


Year Group: 2

Date: Monday 4th May 2020

Subject	Lesson focus/objective	Activity and/or instructions
Reading/ Phonics	I can explain the meaning of words in context I can identify key events and people in history.	<ol style="list-style-type: none">1. Read the text called 'VE day' on page 2.2. Underline or write down any words or phrases you do not understand. Can you find their meaning?3. Can you use 3 of these words correctly in a sentence of your own?
Mathem atics	I can recall and use multiplication facts for the 2, 5 and 10 times tables	<ol style="list-style-type: none">1. Start with these activities. Select Groups of 2, 5 and 10 https://central.espresso.co.uk/espresso/primary_uk/subject/module/activity_index/item784709/grade1/index.html2. See page 3 for times tables activities.
Writing	I can describe a character by creating a Wanted poster	<p>This week's book for our writing tasks is 'The Highway Rat'. You can watch the animated film here: https://www.bbc.co.uk/programmes/b09kkt1k or you can listen to the story here: https://www.youtube.com/watch?v=bkVoYeCLIXU</p> <p>Describe the character by creating a 'Wanted' poster. Use page 4 to help you.</p> 
PSHE	I can identify which emergency service to contact in different scenarios.	<ol style="list-style-type: none">1. Watch this video about emergency services- click the arrow to see all videos https://central.espresso.co.uk/espresso/modules/e1_speakinglistening/questions/people_help_1.html?source=search-all-all-all&source-keywords=emergency (username: student1033, password:student1033)2. Design a poster- 'Who to call in an emergency?' Include who you can ask for, what emergencies they can help us with and what equipment they use. Look at page 7 for extra information if you need it.3. Use page 8 as a template, with '999' in the middle.

Please read daily and complete your reading record. You can access Accelerated Reader clicking [here](https://ukhosted2.renlearn.co.uk/1894742/) and putting in your user name and password: <https://ukhosted2.renlearn.co.uk/1894742/> You may find that some of your books at home are also on Accelerated Reader, so re-read them and give the quiz a go.

Year Group: 2

Date: Monday 4th May 2020

VE Day

Victory in Europe Day, generally known as VE Day, is a day celebrating the acceptance of Nazi Germany's surrender of its armed forces on the 8th May, 1945. It marks the end of the Second World War in Europe. On this day, the Prime Minister of the United Kingdom, Winston Churchill, made a national announcement on the radio at 3pm that the war in Europe had come to an end, following Germany's surrender the day before.

This was a hugely important day for the country and all the continent. The allied countries had achieved victory in Europe and the end of World War Two was in sight. Many people were extremely happy that the fighting had stopped and there were big celebrations and parties. Huge crowds- with people dressed in red, white and blue – gathered outside Buckingham Palace in London. They cheered as King George VI and his family, including Princess Elizabeth (our current Queen) came out on to the balcony to greet everybody. That evening, Princess Elizabeth secretly left the palace and celebrated with the people of London!

Even though people were happy and lots of celebrations took place, this was not the end of World War 2. Even after the 8th May, lots of soldiers, sailors and pilots were sent to fight against the Japanese forces, who had not yet surrendered. Eventually, World War 2 ended, with Japan being defeated on the 15th August 1945.

The most important thing to remember about VE day is that we are not celebrating war. We are remembering those people who fought, died and contributed to the war effort. Our lives today may be vastly different if the brave men of the allied forces had not made the ultimate sacrifice for our freedom.

Year Group: 2

Date: Monday 4th May 2020

Complete the following sequences:

a) 2 4 6 _____ 10 _____

b) 24 22 _____ 18 _____ 14

c) _____ 26 28 30 _____ 34

d) 46 _____ _____ 40 38 36

e) 28 _____ 32 34 _____ 38

a. $1 \times 2 =$ _____ b. $2 \times 2 =$ _____ c. $3 \times 2 =$ _____

d. $4 \times 2 =$ _____ e. $5 \times 2 =$ _____ f. $6 \times 2 =$ _____

g. $7 \times 2 =$ _____ h. $8 \times 2 =$ _____ i. $9 \times 2 =$ _____

j. $10 \times 2 =$ _____ k. $11 \times 2 =$ _____ l. $12 \times 2 =$ _____

a. $2 \times 5 =$ _____

b. $3 \times 5 =$ _____

c. $4 \times 5 =$ _____

d. $5 \times 5 =$ _____

e. $6 \times 5 =$ _____

f. $7 \times 5 =$ _____

a. $2 \times 10 =$ _____

b. $3 \times 10 =$ _____

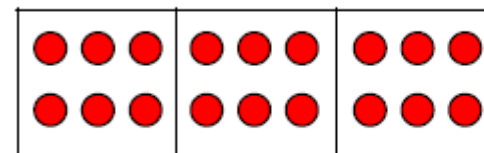
c. $4 \times 10 =$ _____

d. $5 \times 10 =$ _____

e. $6 \times 10 =$ _____

f. $7 \times 10 =$ _____

Complete the sentences to describe the equal groups.



____ + ____ + ____ = 18

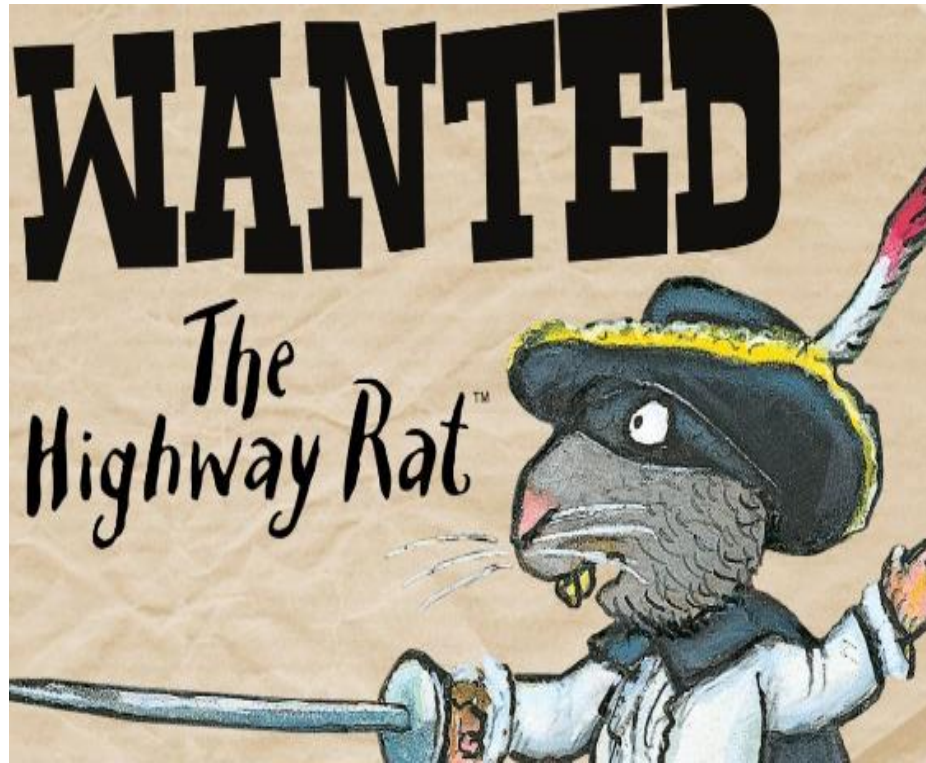
____ \times ____ = 18

There are ____ equal groups with ____ in each group.

There are three ____.

Year Group: 2

Date: Monday 4th May 2020



While listening to the story make notes about:

What is the Highway Rat doing?

What type of character is he? How do you know?

Make a list of all the adjectives used to describe the Highway Rat.

Year Group: 2

Date: Monday 4th May 2020

Your Wanted poster must include:

- **A title**
- **A short description of the rat (what he looks like and his personality, what has he done)**
- **A picture of the rat**
- **What to do if found**



Year Group: 2

Date: Monday 4th May 2020

WANTED



Please call: _____

Paramedics

What do they do?

Give medical help on the spot



Transport people to the hospital

Clean and sterilise equipment

Perform life saving treatment

Stay calm
under pressure



Police

What do they do?

Protect us and our property

Deal with emergencies



Gather and prepare information

Manage traffic and road safety

Help stop crime



Firefighters

What do they do?

Put out fires

Check and clean
their equipment

Check fire safety
in houses

Search and rescue

Medical calls



Year Group: 2

Date: Monday 4th May 2020

Design your poster with the numbers '999' in the middle. Include who you can ask for, what emergencies they can help us with and what equipment they use. Include pictures to make your poster bright and beautiful!

In an Emergency call

999

ask for either