



# PRINCE OF WALES PRIMARY SCHOOL

Newsletter  
15<sup>th</sup> May 2020

*Listening Excellence Attitude Respect Negotiate Enjoy Responsible Support*

Dear Children, Parents/Carers, Governors and Friends,

This week Y6s SATs tests would have taken place, however children can be reassured that all their hard work has been noted. Their teachers will be giving out a teacher assessment level that they believe they would have been working at by the end of the Summer Term. This is based on all of their work over the year both before, during and after lockdown. A level will also be given for Science and Writing.

Following the announcement about schools re-opening on Sunday evening, proper guidance did unfortunately not materialise until yesterday evening at which point school leadership had already been planning for 4 days. Our plan is a gradual return for all year groups, starting with Nursery, Reception, Year 1 and Year 6 but implementation depends on numbers of pupils returning. To inform us, a letter with survey has been sent to all these families. Turn to page 2 for the contents of this letter.

Mr J M Bless - Headteacher

## Our Value for this week is **INSPIRATION**

Name:	Class:	Certificate achieved for:
Angelica-Rose	1K	For showing inspiration by finishing your home learning to a high standard and making lovely cakes for all the NHS staff.
Halil	1T	You have coped with so much these last few weeks yet you continue to engage and apply yourself to your learning. You are inspirational!
Eli	1To	Eli your enthusiasm and motivation to work diligently on your home learning lessons is truly admirable. Eli you are an inspiration to us all.
Roman-Zayne	2A	For being creative and inspired with the decorations he has made for the VE Day. Well done, Roman!
Ela	2H	For being an inspirational learner with a good working ethos. She gets her home learning completed to a high standard bright and early each day!
Lily-Eliza	2T	For consistently producing inspired work and demonstrating an enthusiastic attitude towards all home learning tasks. Well done.
Christine	3F	For being inspired at home to complete all the home learning activities without any exceptions. Well done.
Alissa	3G	For working hard to complete your home learning tasks and using the inspiration of a new toy to extend your learning about plants.
Jahsener	3R	Jahsener - you have worked so hard on your Home Learning. You are an inspiration to others in 3R.
Baris	4F	For the inspirational way in which he has approached his Home Learning, including V.E. day activities and model making. Well done Baris.
Sultan	4H	For her resilience and dedication towards her home learning.
Sonali	4T	For continuing to be positive and enthusiastic towards her home learning. She has also shown how caring she can be in her daily emails. She is an inspiration for her peers. Keep it up Sonali, you should feel very proud!
Layla	5G	For being such an inspiration to her class and teacher during this time away from school; she has consistently completed all of her home learning with great creativity too. Well done.
Mariam	5H	Mariam is producing high quality home learning on a daily basis. She is taking inspiration from current events (like the VE day celebrations) and the world around her. She even inspires me to keep at it, even when times get tough. Well done Mariam!
Zipporah	5K	Your enthusiasm and dedication towards learning inspires everyone around you. Keep working to this high standard that you are so good at.
Sofia	6B	Sofia's work is always of an extraordinary, outstanding quality, truly inspired! Keep it up Sofia!
Lukas	6L	For being an inspiration to all the class by making bunting and more importantly, spending quality time with his family celebrating VE Day.
Khalil	6T	For being an inspiration to the school community for being online every single day since school shut and always sending me pictures of his completed work!

AM – 44.64%

PM – 31.52%

Ash – 37.06%

Birch – 66.00%

Oak – 41.37%

## Attendance this week

1K 45.37%

2A 64.42%

3F 69.56%

4F 88.88%

5G 48.33%

6B 78.70%

1T 79.00%

2H 50.00%

3G 64.00%

4H 68.33%

5H 56.48%

6L 79.80%

1To 44.00%

2T 59.25%

3R 51.04%

4T 84.25%

5K 48.27%

6T 95.00%

Well done to **Birch, 1T and 6T** for best Home Learning participation in their Key Stages this week.

Overall attendance since the start of Home Schooling: **65.26%** 😊





## Letter and survey regarding re-opening sent to parents/carers with children in Nursery, Reception, Year 1 and Year 6.

Last week, the Prime Minister announced that pupils in Nursery, Reception, Year 1 and Year 6 should return to school in small groups, from June 1<sup>st</sup>, provided that it is safe to do so.

We would like to gather parents' views on the phased return of children to school after the half term.

In order for us to plan towards re-opening we need to know numbers of children who are likely to be in school, as long as they are medically safe to do so. If numbers in the year group are below 50% we will be able to execute one plan, however if they are over then we will need to plan accordingly. You will understand that there are implications on space use (when Phase 2 year groups join us and we are full to capacity we would require 44 rooms) and we also rely on available staff.

The latest government advice states that it is down to the parents to decide if they send their children into school and that there will be no enforced attendance measures. The home learning would still take place however there may be some adaptations to the way this is currently run. More information about this will follow in due course.

Our aim, whilst in school, will be to support children in re-establishing routines, looking after their mental health and well-being and to give them a small amount of instructional teaching.

I need to emphasise that we **cannot** guarantee your child will be safe from the Virus in school. However, we will be undertaking the following measures to reduce risk:

- A thorough clean of the whole school, before June 1st
- Regular cleaning of surfaces throughout the day
- Regular handwashing for at least 20 seconds
- A deep clean of classrooms and corridors every Wednesday
- Children to have their own stationary packs, where possible
- A reduction of equipment and furniture in the classroom to reduce surfaces
- Children spaced apart at individual desks, within the room
- Children in each room will remain with their room group for lunch, break times and class time. They should not be playing or interacting with other groups.
- Children will arrive and leave school at staggered times

The Government guidance has made it clear that class sizes will be reduced to encourage social distancing as best as possible. However, it is worth pointing out that the guidance states: (DfE publication 11th May):

*We know that, unlike older children and adults, early years and primary age children cannot be expected to remain 2 metres apart from each other and staff. In deciding to bring more children back to early years and schools, we are taking this into account. Schools should therefore work through the [following] hierarchy of measures:*

- *avoiding contact with anyone with symptoms*
- *frequent hand cleaning and good respiratory hygiene practices*
- *regular cleaning of settings*
- *minimising contact and mixing*

*It is still important to reduce contact between people as much as possible, and we can achieve that and reduce transmission risk by ensuring children, young people and staff where possible, only mix in a small, consistent group and that small groups stay away from other people and groups.*

**The ultimate decision as to whether you are happy for your child to return to school, is yours.**

We will not be making any judgments, whether you choose to keep your child at home or return them to school and no parent will be fined for non-attendance.

Please complete the survey below by Tuesday 19<sup>th</sup> May at 12pm, to help us to plan staffing levels and resources for the possibility of re-opening after the May half term holiday. *[survey link removed]*

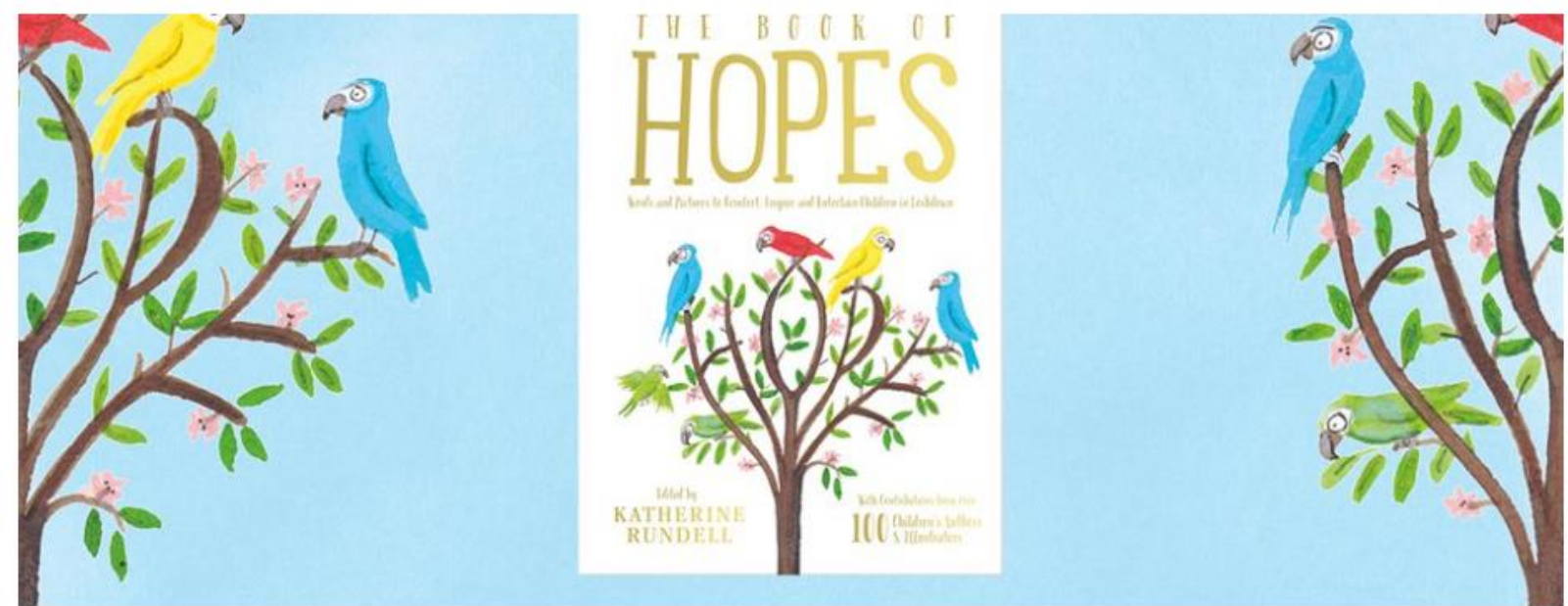
*Due to risk assessment planning, only those parents/carers who complete this survey by the deadline will be eligible for the first two weeks of school once we re-open.*

Thank you in advance for completing this survey and being a positive part of any solution.

Best wishes and good health to you all,



# Comfort, Inspire and Entertain Children in Lockdown



*Edited by Katherine Rundell, with contributions from more than 100 children's writers and illustrators*

Completely free for all children and families, the extraordinary collection of short stories, poems, essays and pictures has contributions from more than 110 children's writers and illustrators, including Lauren Child, Anthony Horowitz, Greg James and Chris Smith, Michael Morpurgo, Liz Pichon, Axel Scheffler, Francesca Simon and Jacqueline Wilson.

The collection, published by Bloomsbury, is dedicated to the doctors, nurses, carers, porters, cleaners and everyone currently working in hospitals.

*The Book of Hopes* is currently available to read online only. Bloomsbury intends to publish a gift book based on the project in the autumn in support of NHS Charities Together. Please visit [@KidsBloomsbury](https://www.kidsbloomsbury.com) for further updates on this.

Read **The Book of Hopes**: <https://literacytrust.org.uk/family-zone/9-12/book-hopes/>



**We now have 57% active users and 90% accuracy**



Children who have achieved their next status:

Jakub 4T  
Humahira 3G  
Kevin 2T  
Neriah 2T







## Marble Run Challenge

Do you remember the Enfield Learns Together Marble Run Challenge?

I don't know whether anyone from our school entered this but if you are still interested in having a go (despite the deadline being today), have a look at these ideas and the video below for inspiration. Mr Bless will put any attempt in his weekly newsletter – no deadline for that!

[https://www.youtube.com/watch?v=INOWn0XgPXQ&fbclid=IwAR3ivKo2DBZhcdIatiEE1-UP3f6xkzc0suEcaS7\\_AavJC5BzgxM7uJdOST4&app=desktop](https://www.youtube.com/watch?v=INOWn0XgPXQ&fbclid=IwAR3ivKo2DBZhcdIatiEE1-UP3f6xkzc0suEcaS7_AavJC5BzgxM7uJdOST4&app=desktop)




## Art Challenge

Drawing, painting, printing or digital media

Online Gallery

Application deadline: Monday 3 July



Enfield School and Early Years Improvement Service are running an **Art Challenge** in collaboration with the University of the Arts London.

You can take part from home or, if your parents/carers are key workers, from school.

Enfield children in years 1-8 are invited to produce a 2-D piece of art work using drawing, painting, printing or digital media (or a combination of these).

**Their art work should address the theme of "inside".**

We are inviting young artists to send us a picture of their art work which will be displayed in an online gallery. Colleagues from the University of the Arts will give feedback on all submitted art work.

Competition entries should be photographed and emailed to

[enfieldlearntogether@centralenfieldclc.org.uk](mailto:enfieldlearntogether@centralenfieldclc.org.uk) with a completed application form and "Art Challenge" in the subject line.

The application deadline is **5pm Friday, 3 July 2020**

An application form can be downloaded by following the link to the art challenge

<https://traded.enfield.gov.uk/thehub/enfield-learns-together>





# DigiSafe Daily

Day 5

Every day while schools are closed, LGfL is publishing questions, tips or challenges for primary pupils to help you stay safe at home and on your devices.

Ask your teacher for tomorrow's or head to [digisafedaily.lgfl.net](https://digisafedaily.lgfl.net)

You are bored. Home learning isn't as exciting as you thought.  
What is the best way to talk to your friends?

- Get your parent or carer to help you set up a video chat
- Do it yourself but don't tell your parents

Why did you give that answer? \*

?

Answer A, because if I do it for myself I am in risk of I  
download a video chat that is not appropriate for my age,  
and I learn bad things.

## Daisy & Diego's TOP TIP

Why not teach your parent or carer how to use one of your favourite games or apps.

Find out about me at [undressed.lgfl.net](https://undressed.lgfl.net)



Remember the Digital 5 A Day: [digisafedaily.lgfl.net](https://digisafedaily.lgfl.net)

What are you doing today to:

- Be mindful: Switch of my iPad when time is up.
- Connect: Play and chat with my friends.
- Be active: Play in my trampoline.
- Get creative: Learn basic coding.
- Give to others: \_\_\_\_\_

\*Yesterday's answer was: \_\_\_\_\_

LGfL DigiSafe

I would choose answer a on the first question because it's always safer for kids to ask help from parents whilst going online.

Domantas 3G

Because it's safer to get a parent to set it up to make, sure you're calling the right person. And you need your parents' permission to use their phones or tablet

Thomas 3G

The answer is tell your parents to set up the chat!-Humahira 3G

Natalie Cibej - 1T

Digi Safe Question

You are bored. Home learning isn't as exciting as you thought.

What is the best way to talk to your friends?

- Get your parent or carer to help you set up a video chat
- Do it yourself but don't tell your parents

Why did you give that answer? \*

a

because you could talk to a terrifying person and you could break it

?

Jamie Cibej - 6T



# 8<sup>th</sup> May 2020 - VE Day



Beautiful bunting!



Sofia baked her own bread, ready for a VE Day sandwich.



Tea parties





Baris enjoys VE day Picnic and watching War Horse.




More bunting!



Picnic time!







Robert's colourful bunting.



Nico's family BBQ.



Nehir and her dad made bunting.



Party time!




Eylul's amazing V.E. Day pancake!







"I was visited the Royal Air Force Museum in December and it was very excited, I saw all these planes and so many helicopters, and I understood that were used to protect the country in Second World War, and I would love to share these pictures." Wassim 1To



Christabel designed a medal



"I had a good time on Friday, we made carrot scones, lemonade and sausage rolls and had an indoor picnic. We also made bunting and watched some videos and TV shows about VE Day." Bella 1To

Domantas baked a scrumptious cake and made some bunting for VE Day!



"That is me having the VE Day zoom party!" Kimberly 1To




"For VE, we made our own bunting and hung it outside our house. We spent 2 hours working on them." Noah 1To and Kai



"My VE day celebration pictures xx" Melanie 1To



"Today we were on a walk, showing Eli where the weapons of war were made for a war. Royal small arms factory Enfield Island village." Eli, also Eli's bunting 1To



Tea made some yummy VE Day biscuits!





I started our day by helping to put up bunting, banners and blowing up balloons. We also decorated our door!

We all enjoyed playing with the balloons and passing them back and forth to each other. Callum and I also enjoyed waving our flags.

As a family we all watched the VE celebrations on the television and at 11am we stayed quiet for two minutes' silence to remember all of our lost loved ones as well as thinking about all of the animals that had died. "I'm happy the fighting finished, we don't hurt people, Mummy you always tell me that".

For lunch we had a special celebratory picnic, we ate lots of food including sandwiches, crisps, sausages, sausage rolls, chicken and traditional British pork pies.

Throughout the day, I also enjoyed doing some of my puzzles as well as making a tower with my Jenga blocks and playing some of my matching games.

Later in the afternoon, I watched a little bit of Winston Churchill tell everybody how the war was ending. "The colour of the tv has changed a bit".

I also enjoyed watching and listening to the 'Will meet again' video where lots of different people paid their respects and said thank you to everyone who fought for our country. I especially liked the fire engines but I was able to tell Mummy which jobs I recognised.








### First hand account of the 1<sup>st</sup> VE Day

My friends and I walked the three miles into town, joining people dancing and cheering on the way. Flags were flown from houses and lamp posts, while people were waving anything they had that was red, white and blue. It was like a pop bottle was being opened after it was shaken, and we had all emerged fizzing with life.

Coventry was infused with celebration and exhilaration. The sailors, airmen and soldiers in uniform had their hats stolen by the girls and we all wore them as we danced the conga in long lines, breaking off for congratulations, kisses and hugs. Some people brought out gramophones to play the wartime favourites, like Roll Out The Barrel and Run Rabbit Run, and we all sang them together.

The pubs were open all day and there was an abundance of beer- but I never saw any trouble! People were happy and relieved. Churchill, our Prime Minister, had vowed that we would never surrender, and indeed we were proud to have been part of the victory.

With thanks to Miss Clarke's Mother who is 92 years  
*(how old was she when she celebrated the 1<sup>st</sup> VE Day?)*





## EYFS - Reception - our home learning...

Kazim in Oak Class has been practising his RWI every day and learnt how to write the sound 'x'.



Jayden in Oak Class celebrated VE Day with an indoor family picnic.



Birch - Mustafa enjoyed learning the names of

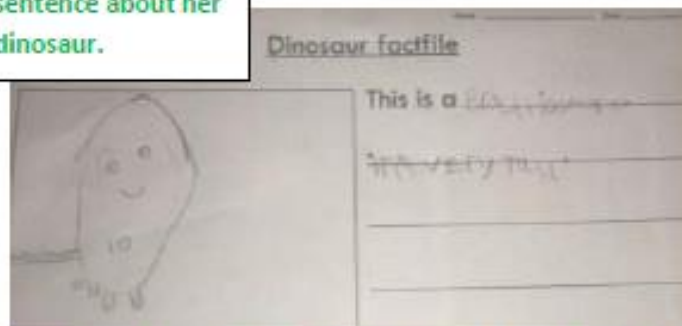
3D shapes. He also drew a wonderful dinosaur – do you like it?

Birch - Christabel has been working hard on using tricky words in her writing. Can you read her sentence?



Ash - Eljay has been practising his name.

Ash- Joyce wrote a sentence about her dinosaur.





## EYFS - Nursery our home learning...



Francis is enjoying the story 'The very hungry caterpillar'. He made butterflies at home.

Maria baked some yummy butterfly biscuits.



David created a butterfly model, he likes the blue morpho butterfly.






Well done Neda for drawing and labelling features of the town and countryside.



Happy birthday Bella! Bella has drawn and labelled a fantasy picture.

Tsihon used arrays to help with maths this week.



## Year 1 home learning



Themes this week in 1To: Food! Children are really enjoying helping to prepare and cook food - Kimberly, Noah and Bella. Plus, posters from Melanie and Cameron.



1T have been remarkably busy with their online learning this week and there has been lots of extra fun things going on in their homes!





## Year 3 Home Learning




## DGR: The Ganges



## Geography: Rivers


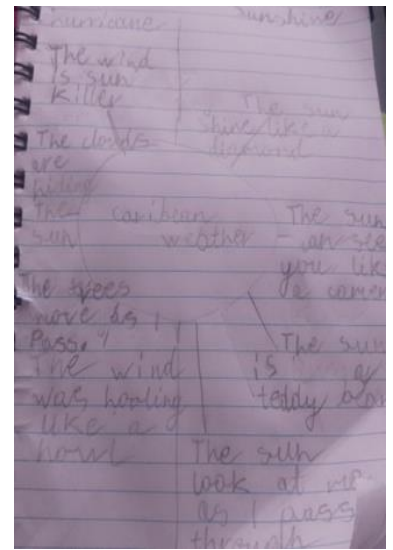

DER 13.5.2020  
 River = They form when water empty  
 there water soft sediment is left and the  
 water  
 Monsoon = Strong wind that cause  
 lots of rain  
 Rapidly = quickly  
 Valley = low area between hills or  
 mountains  
 Broad = wide  
 Plains = large area of flat land  
 with few trees




Samson kicked  
 off Geography  
 week by building  
 this world map  
 puzzle. He said  
 he found it tricky  
 at first but it was  
 worth it in the  
 end! Well done!



## Maths: Addition



## English-Poetry





## Year 4 Home Learning



Baris' model of the structure of the Earth.



Aron learning about decimals in Maths.



Naz got creative and sketched the human eye.



Rico's delicious cake!



Zahra's Maths using different models.



Jakub's diagram of the structure of the Earth.



Amaya is enjoying time with her new puppy.



Bennet's learning about decimals.



Rachel's introduction to our new book!




Kerem being creative in his use of manipulatives!



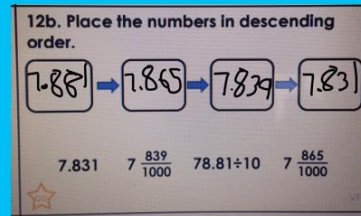
Jakub's Accelerated Reading quiz



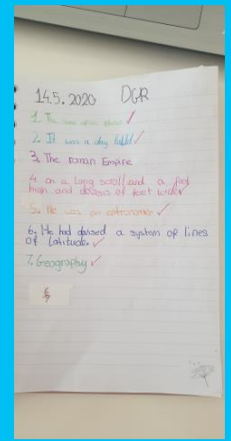
## 5K'S HOME LEARNING




Raphael's Geography work



Christabel has found a new way to complete her maths



Derin's rainbow colours DGR

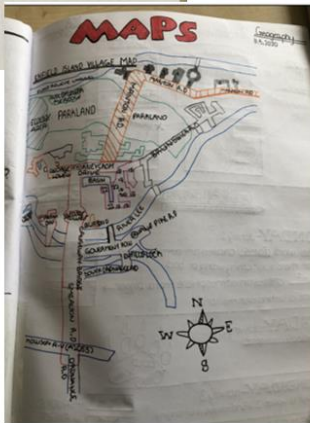


Ahmad's work in DGR

## Work from 5H



Local area maps by Tuana and Arian




### Day 4 - Re-read the text.

1. What was the size of the oldest surviving map? One of the oldest surviving maps is, ironically, about the size and shape of an early iPhone.
2. What was the map produced on? The map was produced on a clay tablet.
3. What did the Roman's attempt to map? The Roman Empire.
4. What was the Roman map produced on? A scroll.
5. Who was Claudius Ptolemy? He was the first great attempt to make mapping realistic came in the second century.
6. What system did he invent that we still use today? Maps.
7. What name did Ptolemy give to his new technique? Geography.

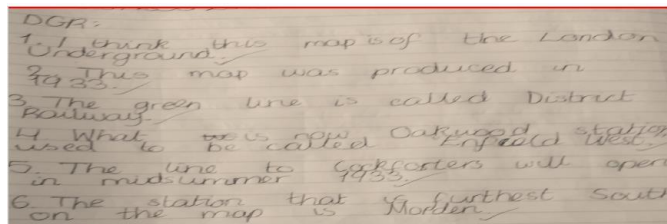


Hifa did her DGR work related to the history of maps on the computer.

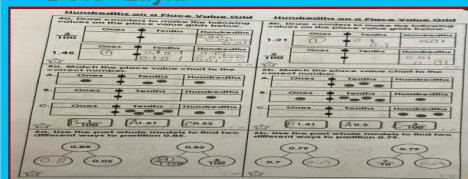
English work from Jaleel.



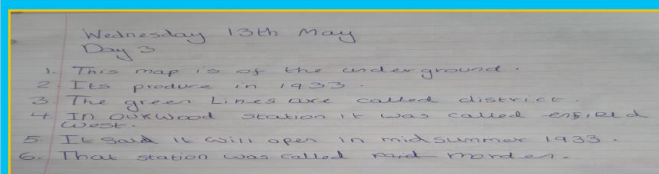
## Home learning 5G



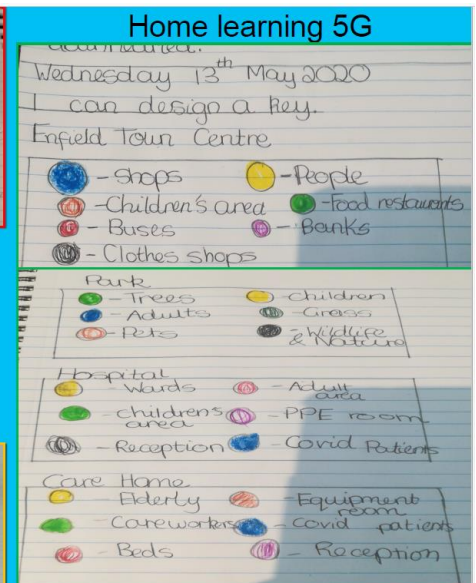
DGR - Layla



Maths - Rei



Geography - Map skills - Sophie



Geography - Map skills Key for my local area - Beverley



# Year 6 Home learning



Sunny Schools Quiz

Jayden 6B




Nehir 6B

Sunny Schools Energy  
Timeline



Brooklyn 6B

DGR & Maths



Jia - Li 6L Using different sentence structure to  
describe The Secret Garden

## English

The old swing creaking from the movements of the wind.  
The dark tree branches snapping underneath her feet.  
The wind gave a sudden breeze across her face.  
The wind whistling in her ears  
Birds, that were chirping a little song, were gripping on to the tree  
branches with their claws.

Pearl 6T

Sunny Schools



Jayden (6B) took a  
picture of these  
goslings (baby geese)  
on Enfield Island  
Village. So cute!

Lukas 6L Bunting for VE Day!

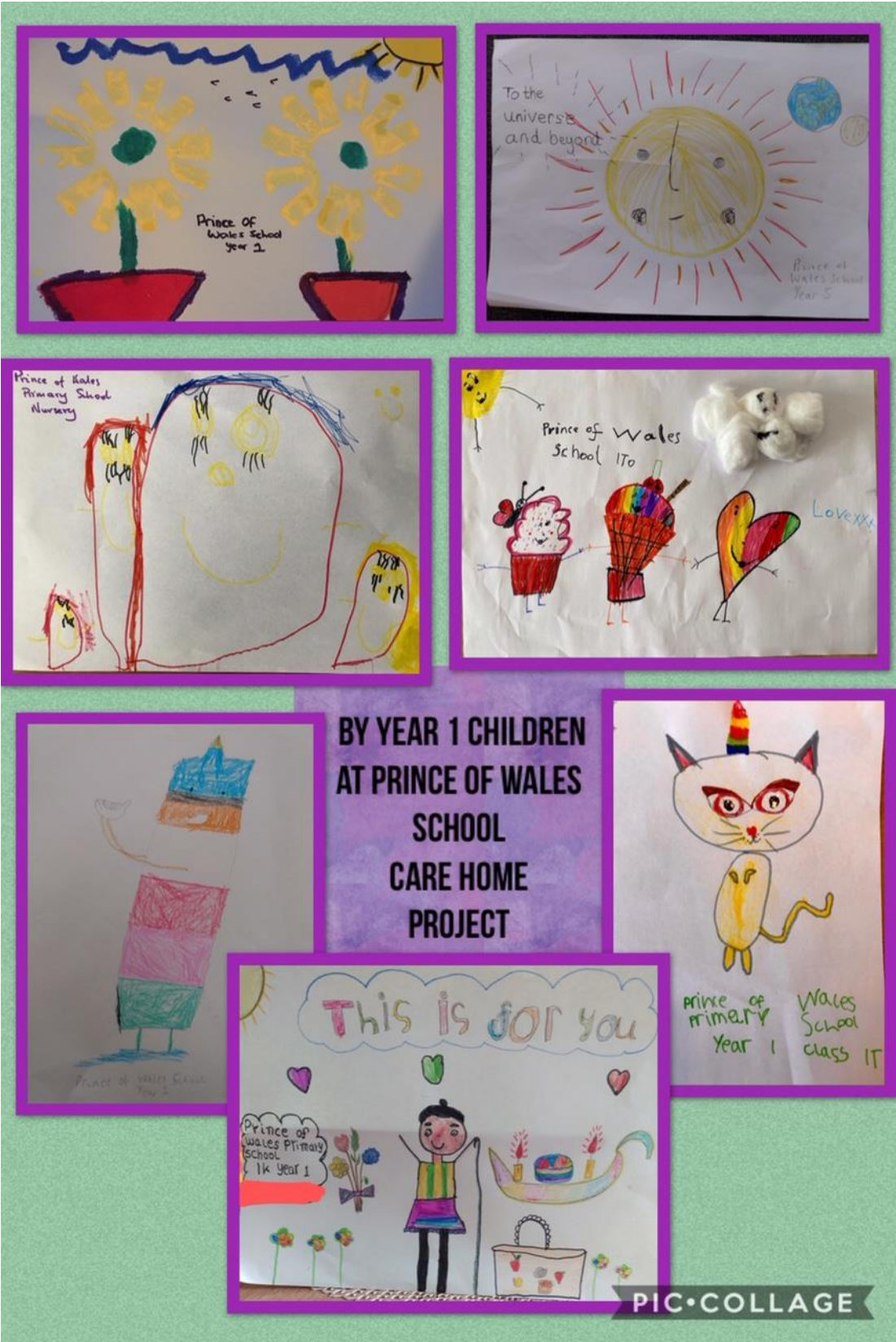


Pearl and Zahra - 6T -  
Baked some delicious  
cakes to celebrate VE  
Day!





Year 1 families set their own art challenge this week, to draw pictures for a local care home. The care home chosen was personal to one of the children as her great nan is a resident. Two other care homes in the area were also thrilled at receiving these pictures.







BY YEAR 1 CHILDREN AT  
PRINCE OF WALES SCHOOL.  
CARE HOME  
PROJECT

PIC•COLLAGE





**BY YEAR 1 CHILDREN  
AT PRINCE OF WALES  
SCHOOL  
CARE HOME  
PROJECT**

