

Wednesday 22nd April – Maths

Today we are going to work on lines.

Remember you only need to write the answers in your book – not the questions.

Vocabulary you will need – horizontal vertical
perpendicular parallel

1.



A line that runs from left to right across the page is called a _____ line.



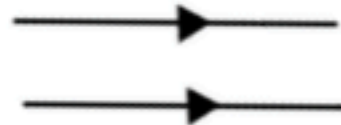
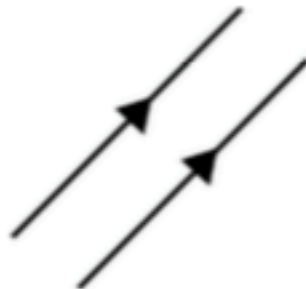
A line that runs straight up and down the page is called a _____ line.

Look around your home and out of the window – what vertical and horizontal lines can you see?

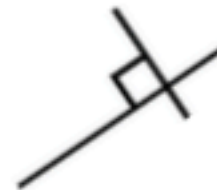
2. Label the horizontal and vertical lines in each of these images.



You can draw these shapes in your book.
Remember to use a Ruler if you have one.



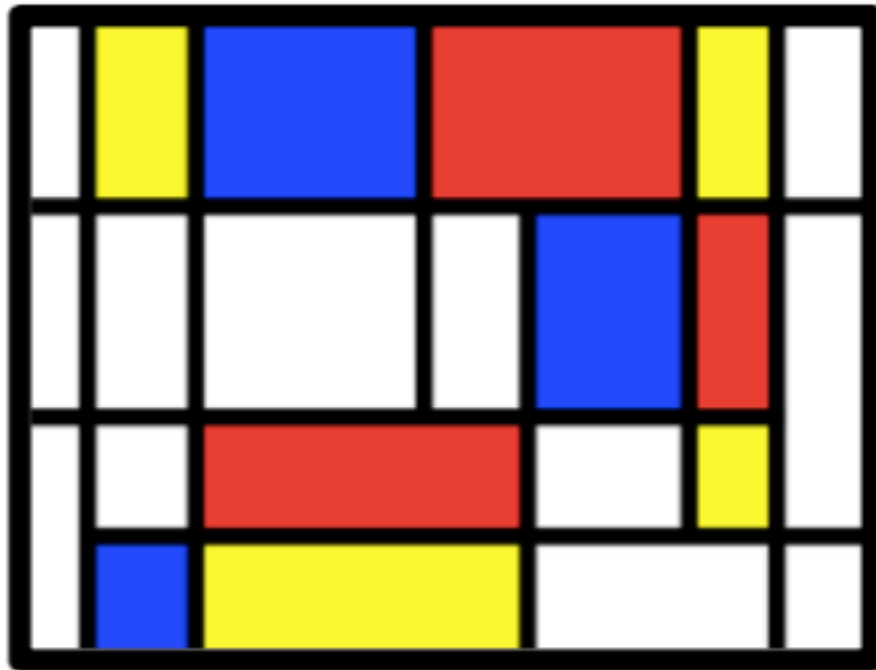
3. Lines that never meet are called _____ lines.



Straight lines that meet at a right angle are called _____ lines.

You can draw these shapes in your book.
Remember to use a ruler if you have one.

4.



How many horizontal and vertical lines can you spot in this image by Mondrian?

Create your own piece of art work using only horizontal and vertical lines.