

## Wednesday 29<sup>th</sup> April – Maths

We are now moving onto perimeter. If you have a printer you can print out the sheets or if not just write the answers in your book. If you have a ruler at home you could also draw the shapes in your book.

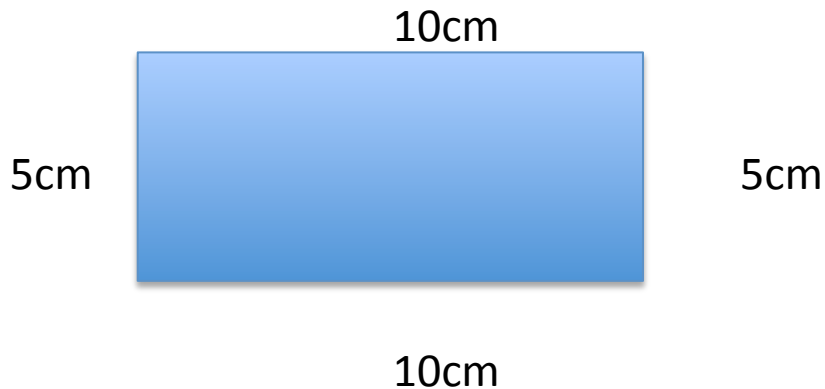
### Calculating perimeter

The **perimeter** is the distance all the way around the **outside** of a 2D shape.

To work out the perimeter, add up the lengths of all the sides – its like you are walking around the edge of the shape.

Have a look at BBC Bitesize to help you with perimeter:

<https://www.bbc.co.uk/bitesize/topics/zvmxsbk/articles/zsr4k7h>

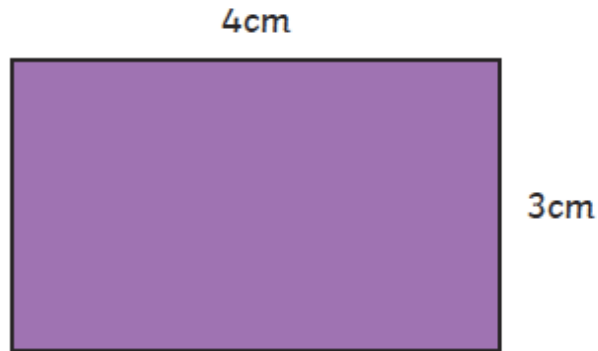


To find the perimeter:

$$10\text{cm} + 5\text{cm} + 10\text{cm} + 5\text{cm} = 30\text{cm}$$

Work out the perimeter of these shapes. Draw the shapes and write your answers in your exercise book. Don't forget to use a ruler if you have one.

1.



$$\boxed{\text{cm}} + \boxed{\text{cm}} + \boxed{\text{cm}} + \boxed{\text{cm}} = \boxed{\text{cm}}$$

2.




$$\boxed{\text{cm}} + \boxed{\text{cm}} + \boxed{\text{cm}} + \boxed{\text{cm}} = \boxed{\text{cm}}$$

3.



$$\boxed{m} + \boxed{m} + \boxed{m} + \boxed{m} = \boxed{m}$$



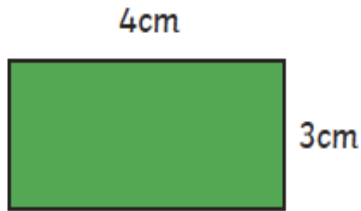
4.



$$\boxed{m} + \boxed{m} + \boxed{m} + \boxed{m} = \boxed{m}$$

5. Sami is calculating the perimeters of different shapes.

Look at his calculations. Which are correct? Can you explain why? Can you explain the mistakes and find the correct answers?



$$4\text{cm} \times 2 = 8\text{cm}$$

---

---


---

---

---

---

---



$$2 \times 8 = 16\text{m}$$

---

---

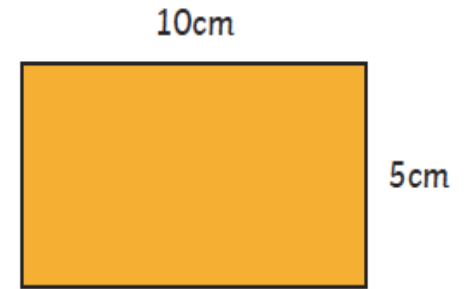
---

---

---

---

---



$$10\text{cm} + 5\text{cm} = 15\text{cm}$$

$$15\text{cm} \times 2 = 30\text{cm}$$

---

---

---

---

---

---

---