


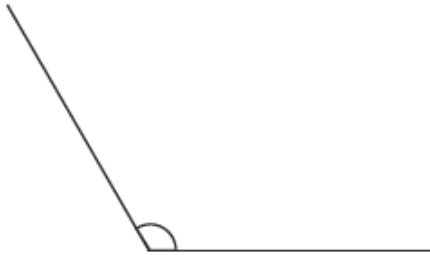
# Tuesday 28<sup>th</sup> April – Maths

This week we are continuing working on angles today. You can draw the angles in your book or just write the answers.

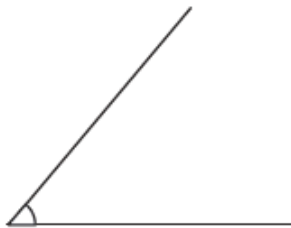
Look at these different angles:



Right Angle - a square  $90^\circ$ .

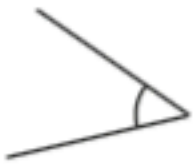


Obtuse Angle - is greater than a right angle but less than a straight line (as anything over  $180^\circ$  is a reflex angle).



Acute Angle - is smaller than a right angle.

1.



Acute

---

2.



Obtuse

---

Can you write down which type of angles each of these are? You can draw these in your book using a ruler.

- Acute
- Right Angle
- Obtuse

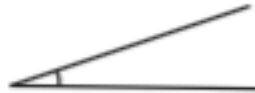
3.



Right Angle

---

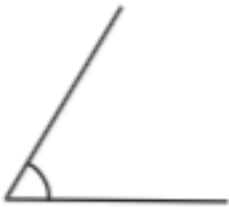
4.



Acute

---

5.



Acute

---

6.



Obtuse

---

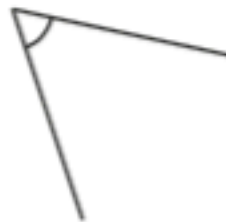
7.



Right Angle

---

8.



Acute

---

9. Describe this quadrilateral.



It has 4 angles.

It has 2 right angles.

It has 1 obtuse angle.

It has 1 acute angle.

It has 0 lines of symmetry.

10. Write or Draw at least one shape in each section of the diagram.

	At least one right angle	No right angles
4 sided	Square	Rhombus
Not 4 sided	Right angle triangle	Circle