



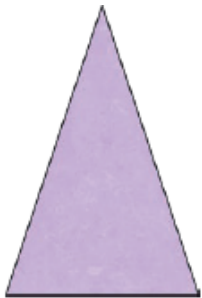
# Monday 27th April – Maths

This week we are continuing working on angles and then moving onto perimeter. Have a look at the PowerPoint on angles to remind yourself of what a Right Angle is and then complete the questions.

Complete these sentences – write them in your exercise book:

1. The angle in the corner of a square is called a right.
2. A right angle is the same as quarter turn.
3. Draw a square, a rectangle and mark the right angles on each.

4. Which shape is the odd one out?



Explain why you chose it: \_\_\_\_\_

The rectangle as its the only one with a right angle



5. Draw a line to match the shape to the description: Or draw the shapes in your book.



Caroline

My shape has more than double the number of right angles that Akeem's shape has.



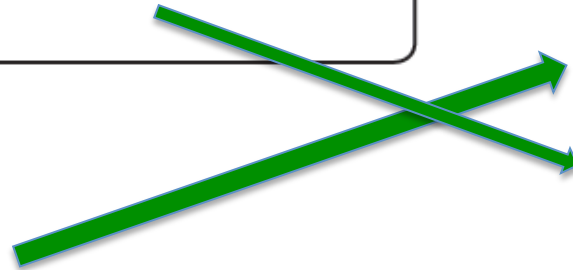

Akeem

My shape has three right angles.

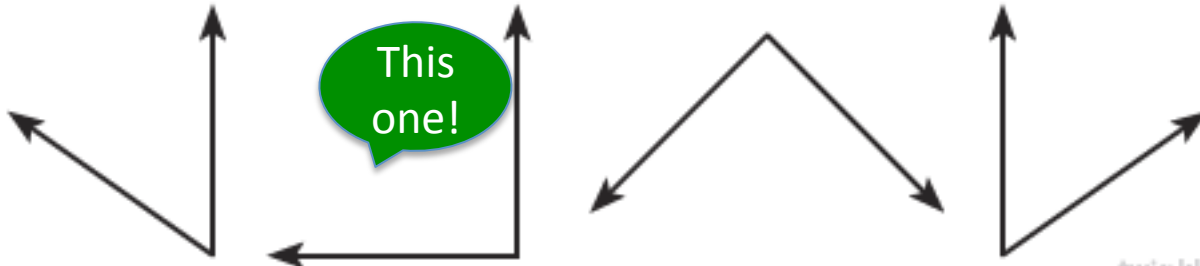


Harvey

My shape has fewer right angles than Caroline's.



6. Toby the turtle has turned a quarter of a circle clockwise to make a right angle. Circle the pair of arrows that shows his turn.



Draw the lines in your book and then circle them.