



PRINCE OF WALES PRIMARY SCHOOL



Listening Excellence Attitude Respect Negotiate Enjoy Responsible Support

Dear Children, Parents/Carers, Governors and Friends,

It is the strangest way of wishing you all happy Easter Holidays, knowing that you will not be going very far, nor being able to enjoy meeting up with family and friends. Nonetheless, I wish you all the very best in the coming two weeks and I look forward to hearing from all our children through their home learning activities again.

In the meantime, teachers will be enjoying a solid two week break from planning, preparing and responding to all the learning that has been taking place. Teachers will therefore not be expecting emails from the children during this time. They may suggest a few creative activities for you to do but there is no expectation from you either! They will be added to the Year Group Pages and some also to this newsletter (Spring Art, Marble Run etc).

Today we say goodbye to Miss Hopkinson from 2H. She has worked at Prince of Wales since September 2000 and I would like you to join us in thanking her for all her work over these years and wish her much happiness in her retirement.

Staff have been making much effort in contacting families of pupils that have not yet shown participation in home learning and have got through to most by now. Please let us know that your children are well if you haven't done so already.

Every year, during the final week of the Spring Term, we organise a whole school orienteering Easter Egg Hunt. This time however you will have to scour this newsletter for Easter related images that have been hidden throughout. Can you find them all? Look from top to bottom of each page (don't worry if you miss an egg – these won't melt or go oeuf ;-).

And yes, we still managed to finish the term with an Easter Egg parade! – check final pages. You will have to imagine the African drumming though! Check our achievement assembly video for a more live version of the parade with nostalgic musical accompaniment.

<https://www.princeofwales.enfield.sch.uk/pupils/assemblies/>

I wish you all good health,

Mr J M Bless
Headteacher



Our Value for this week is **CHANGE**

These pupils have done their Home Learning and modelled our value this week:

Child's Name	Class	Certificate achieved for:
Zachary	1K	For showing how change can be good and finding lots of ways to be busy and have fun. Well done!
Bella	1To	Bella you seem to be coping so well with the changes happening in your life. You are doing excellent home learning alongside other activities and you are also out for daily walks. You are an inspiration to us all.
Christakis	1T	For coping really well with all the sudden changes! You are even changing up the home learning so that it suits your individual learning style. You should be very proud of yourself Chris!
Ozgur	2H	For taking up the challenge of working from home without a problem. Change did not worry or stop you. Well done Ozgur!
Lois	2A	For adapting swiftly to the new home learning tasks and for being involved in so many creative activities.
Ronnie	2T	For being so adaptable and open to change during home learning. You have completed your work in creative ways. Well done!
Deniz	3F	Despite not being able to come to school Deniz has managed the changes to his routine well by making sure he completes his home learning every day.
Amelia	3R	For adapting so well to the changing way we are working. Amelia has designed and created a lovely Easter Bonnet this week.
Tea	3G	You've adapted well to the changes in the way we learn and you ask questions to clarify your understanding of your work.
Naz	4F	For adapting so well to change and making a good effort with all her Home learning. I am very proud of you.
Sienna	4H	For showing great resilience and dedication towards her learning. Great Job Sienna !
Jakub	4T	For showing how quickly you can adapt to change. I have been very impressed with the high quality of your home learning work and your willingness to give everything a go. Well done Jakub!
Tuana	5H	For embracing change in her learning patterns. Tuana has completed the daily tasks to a very high standard and presented her work beautifully. Well done.
Zipporah	5K	For approaching the new way of learning so well. Your work is completed up to the same high standard as it was in class.
Jesse	5G	I was impressed that you came on board with your home learning so quickly and completing it well, after a slow start; this shows how adaptable you were to change from one week to the next. Well done.
Greta	6T	For adapting so well to the change in her learning, keeping up with the work set online and completing it all to a high standard! Well done Greta!
Angelina	6B	For adapting to the changes of our online school so effortlessly and for not being afraid to ask questions to clarify her understanding.
Letisia	6L	For adapting to change by uploading and sending her completed work online every day since our home learning began.

Attendance this week



1K 45.37%
1T 72.80%
1To 32.80%


2A 40.00%
2H 26.00%
2T 42.96%

3F 27.82%
3G 32.80%
3R 35.00%

4F 34.81%
4H 48.00%
4T 54.07%

5G 36.00%
5H 34.81%
5K 55.17%

6B 58.51%
6L 40.76%
6T 75.20%



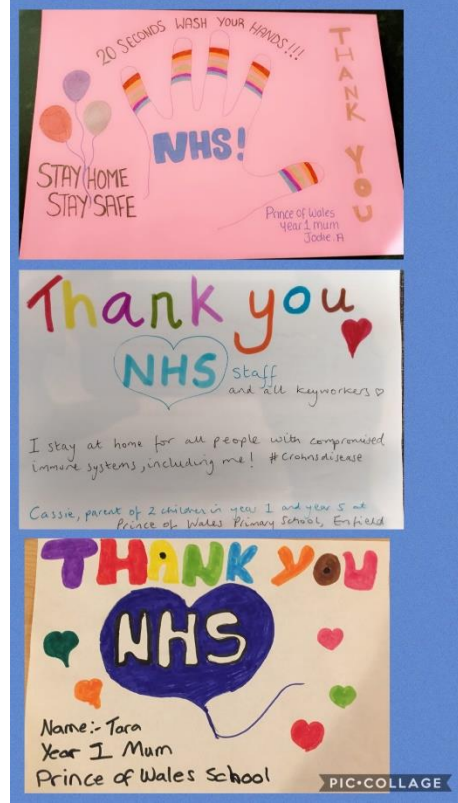
Well done to **1T and 6T** for best Home school attendance this week.
Overall attendance since the start of Home Schooling: **44.04%**

I want to use this opportunity to thank you for the support you are giving to our children during this uncertain times. This help is a morale boost to me and even in the middle of this precarity I feel that I need to do my best to save life.

The collage consists of seven children's drawings on NHS-themed paper, arranged on a green textured background. The drawings are as follows:

- Top Left:** A drawing with the text "Thank you NHS" and "Stay safe". It features several small illustrations of people and a heart.
- Top Right:** A drawing with the text "thank you NHS" and "Stay safe". It features several small illustrations of people and a heart.
- Middle Left:** A drawing with the text "THANK YOU NHS" and "place of water". It features several small illustrations of people and a heart.
- Middle Right:** A drawing with the text "Thank you NHS" and "Place of water". It features several small illustrations of people and a heart.
- Bottom Left:** A drawing with the text "Thank you NHS" and "NHS". It features several small illustrations of people and a heart.
- Bottom Center:** A drawing with the text "THANK YOU NHS" and "NHS". It features several small illustrations of people and a heart.
- Bottom Right:** A drawing with the text "Thank you NHS" and "NHS!". It features several small illustrations of people and a heart.

At the bottom center of the collage, there is a small basket filled with colorful Easter eggs.



Wednesday 1st April – at school

Today we made plaques from clay to remember this unusual time in 2020. We decorated them with our handprints and the date.



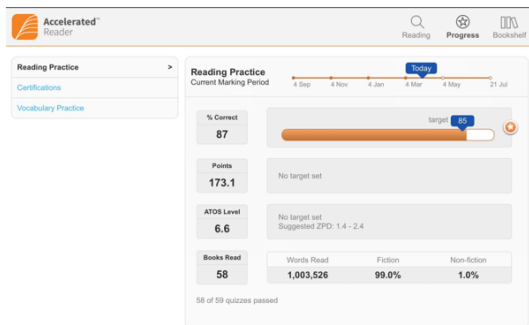
Hi Mrs Gilfillian,

I'm Mohamed Mostafa and I got my million words in accelerated reader

Please see attached:

Thx

Mohamed Mostafa



Like many children at PoW, Angello 2T is missing his class. Supported by his family he drew the picture above of his class, including the pink carpet seating markings.



Pupils' Safety and Welfare

We realise that this is a difficult time for families. If you have any concerns regarding your child (ren) you can contact a member of the Child Welfare team using the email: welfare@princeofwales.enfield.sch.uk. For further information please see our parent page on the school website.

Rainbow

The few people in our playground on Friday 20th March, the last day before we closed will have seen this great sight above our school. Thankfully, Michael Harper 5H was able to capture this to share with us.

We can see this as a symbol of hope and gratitude.



LGfL DigiSafe keeping children safe To Keep Primary Kids Safe Online During School Closure SIX TOP TIPS

Children are bound to spend lots more time on devices during school closure. **DON'T FEEL BAD ABOUT IT** – lots will be schoolwork or catching up with friends. But there are ways to keep them safe, healthy and happy.

Don't worry about screen time; aim for screen quality

Scrolling through social media isn't the same as making a film or story, or Skyping Grandma. Use the Children's Commissioner's 'Digital Five A Day' to plan or review each day together.



Check the safety settings are turned on

Whether it's your home internet, mobile devices, consoles, apps or games, there are lots of settings to make them safer. The key ones are - can they chat to strangers, can they video chat or 'go live', are their posts public? **Internet Matters** has hundreds of guides to parental controls.

Get your children to show you their apps and games

You don't need to know all about the latest app or game, but if your child shows you what they are doing and with whom, you'll probably see if it's appropriate or not. Remember 18 games are not more advanced – they are harmful to children! For parent guides to apps, including recommendations for kidsafe apps and video platforms, search for **Common Sense Media** or **NSPCC's NetAware**. And why not download the **BBC Own It** app?

Don't try to hide the news about coronavirus

If you don't talk about it, your children might read inappropriate pages, believe scare stories or simply catastrophise in their heads. Why not watch **Newsround** together and talk about how they feel – there is guidance from **Childline** to help you.

Remind them of key online safety principles


There are too many to list, but remember human behaviour is the same online and offline. Remind your children to be a good friend, to ask for help if they are worried or if someone is mean, not to get undressed on camera and most important of all... If somebody tells them not to tell or ask for help because it's too late or they will get in trouble, **THAT'S A LIE!**

If you aren't sure, ASK!

Your school may be able to give you advice, but there are plenty of other places to ask for help as a parent or a child, whether it is advice or help to fix something. Lots of sites are listed at reporting.lgfl.net, including ones to tell your kids about (they might not want to talk to you in the first instance).



You can find anything above by just googling it, or follow us @LGfLDigiSafe on Twitter or Facebook where we regularly share these resources



CHALLENGE



Enfield Learns Together!

Marble Run, Science Challenge

This exciting challenge is open to children and young people in Enfield aged 5-13.

Can you build a marble run that keeps a marble moving and off the ground for the maximum amount time?

You can make this from materials that you would find at home:

- Toilet roll and kitchen roll tubes
- Empty plastic bottle
- Paper plates
- Cardboard boxes
- Glue, masking tape, Sellotape

There are lots of videos on YouTube that will give you some ideas of what to do and what materials to use.

Here are a couple to look at:

<https://www.bing.com/videos/search?q=build+a+marble+run+you+tube&docid=60803160478010947&mid=C03EF6C8F3123E6FFE62C03EF6C8F3123E6FFE62&view=detail&FORM=VIRE>

<https://www.bing.com/videos/search?q=build+a+marble+run+you+tube&view=detail&mid=ABF9765D7F6600BA3002ABF9765D7F6600BA3002&rvsmid=B47B8252AB443CD39E15B47B8252AB443CD39E15&FORM=VDQVAP>

Once you have made your marble run all you have to do is video it on your phone, tablet or camcorder and send it to us.

We will upload all the videos onto a website so that your friends and family can see what you have done and you can see how others took on the challenge.

There is more information for participants about what your marble run should do and how it will be judged below.

Enfield Learns Together!

Marble Run

Information for participants

Categories:	Years 1-2 Years 3-4 Years 5-6 Years 7-8
Prizes:	There will be 1st, 2nd and 3rd prizes for each category. Prize winners will be informed on Monday 1 June and a certificate and token will be sent to your school for you in September.
Competition entries:	Children can work individually or in pairs so long as they are in the same year groups category and can do this safely.
Science challenge for years 1-8	The aim of the challenge is to design a marble which keeps a marble moving through the marble run and off the ground for as long as possible. Marble run rules: The marble must be 13-16mm in diameter. The marble run must be no more than 1m tall. The marble may pause at any time during the run for up to one second.
Criteria:	The length of time the rolling marble took to reach the ground. The elegance and innovation of the design. The compactness of the structure.
Judging:	Short listing and judging will be carried out by a panel of colleagues from Enfield School and Early Years' Service and an external judge. For your marble run to be judged you will need to take a video of a marble doing your marble run from the top to the bottom. Please do not include yourself or any children in the video. Judging will take place Monday 18 May – Friday 29 May 2020. Winners will be announced via email on Monday 1 June 2020. All entries will be displayed on a website and all entrants will be sent a link to the website to view the entries.
How to apply and the application deadline:	In order to register for this competition a parent or career should register on https://tinyurl.com/wz2v5as and you will be sent all the information you need about how to upload your marble run video. The deadline for the submission of the video is 5pm on Friday 15 May 2020.



A number of apps are being highlighted in the news this week. These include Zoom and Houseparty. Key to using any social media is parental understanding of the risks and good oversight. This information can go somewhere to provide this for Houseparty:

<https://www.bbc.com/news/technology-52112172> An extract from this reads:

"The app provides video chats with your friends so it is logical that it asks for access to camera, contacts, location, that sort of thing. I haven't found any shady misusing of data."

Some of the apps' functions have caused concern though for another reason - child safety.

"Although the app is relatively secure as users can create 'rooms' and pick only specific names of the people to talk with, if a child doesn't 'lock' their chat room and choose private settings, others can pop into the video chat," warns the charity Internet Matters.

"So it's important to show and sit down with your child to switch privacy filters and other controls on when video chatting. This keeps video chats private and secure."

On behalf of myself, PS Ewen and the whole team, THANK YOU!

Many of us can only come to work because of you and your teams, please pass this back to all those that have made this possible.

I have seen all the work you have been doing in the background to look after our most vulnerable young people and their families, it has been amazing!

Jacqui Penn PS 522NA
Sergeant North Area BCU
Metropolitan Police Service
North Area BCU (Enfield & Haringey)

Primary Schools/Volunteer Police Cadets/Youth Engagement





Online shopping fraud

- If you're purchasing goods and services from a company or person you don't know and trust, carry out some research first. Look up reviews of the company and ask trusted friends and family members if they have heard of it before.
- Be wary of unsolicited emails and texts offering questionable good deals, and never respond to messages that ask for your personal and financial details.
- Avoid paying for goods and services by bank transfer as that offers you little protection if you become a victim of fraud. Instead, use a credit card or payment service such as PayPal if possible.

ActionFraud
0300 123 2040



Computer software service fraud

- Never install any software, or grant remote access to your computer, as a result of a cold call.
- Genuine organisations would never contact you out of the blue to ask for your financial details, such as your PIN or full banking password.
- If you need tech support, ask trusted friends or colleagues for recommendations and look for reviews online first. Don't contact companies promoting tech support services via browser pop-ups.
- If you have granted remote access to your computer seek technical support to remove unwanted software from your computer from a trusted professional. Inform your bank and monitor your bank statements for unusual activity.

ActionFraud
0300 123 2040



Mandate fraud

- If you receive a request to move money into a new bank account, contact the supplier directly using established contact details to verify and corroborate the payment request.
- Establish robust internal processes for handling changes to payment details. For example, only designated employees should be able to make changes to payment arrangements.
- Invoices, payment remittances and other documents containing sensitive financial information, should be stored securely and only be accessible to those staff that need them to perform their duties. Sensitive documents should be shredded before they are disposed of.
- If you have made a payment, inform the bank as soon as possible so they can help prevent any further losses.

ActionFraud
0300 123 2040



Beware fraud and scams during Covid-19 pandemic fraud

Criminals are using the Covid-19 pandemic to scam the public – don't become a victim.

Law enforcement, government and private sectors partners are working together to encourage members of the public to be more vigilant against fraud, particularly about sharing their financial and personal information, as criminals seek to capitalise on the Covid-19 pandemic.

Criminals are experts at impersonating people, organisations and the police.

They spend hours researching you for their scams, hoping you'll let your guard down for just a moment.

Stop: Taking a moment to stop and think before parting with your money or information could keep you safe.

Challenge: Could it be fake? It's ok to reject, refuse or ignore any requests. Only criminals will try to rush or panic you.

Protect: Contact your bank immediately if you think you've fallen for a scam and report it to Action Fraud*.

Your bank or the police will NEVER ask you to transfer money or move it to a safe account.

Criminals are targeting people looking to buy medical supplies online, sending emails offering fake medical support and scamming people who may be vulnerable or increasingly isolated at home. These frauds try to lure you in with offers that look too good to be true, such as high return investments and 'healthcare opportunities', or make appeals for you to support bogus charities or those who are ill.

Reports from the public have already included online shopping scams where people have ordered protective face masks, hand sanitiser, and other products, which have never arrived and a number of cases have been identified where fake testing kits have been offered for sale.

Criminals are also using Government branding to try to trick people, including reports of using HMRC branding to make spurious offers of financial support through unsolicited emails, phone calls and text messages.

This situation is likely to continue, with criminals looking to exploit further consequences of the pandemic, such as exploiting financial concerns to ask for upfront fees for bogus loans, offering high-return investment scams, or targeting pensions.

Huge increases in the number of people working remotely mean that significantly more people will be vulnerable to computer service fraud where criminals will try and convince you to provide access to your computer or divulge your login details and passwords. It is also anticipated that there will be a surge in phishing scams or calls claiming to be from government departments offering grants, tax rebates, or compensation.

Detailed counter fraud advice is available online, including from [Scamsmart](#), [ActionFraud](#), [CIFAS](#), [Take Five to Stop Fraud](#), [Citizens Advice](#), [Trading Standards](#) and the [National Cyber Security Centre](#).

If you believe or know that you have been the victim of fraud, you can report to Action Fraud can be done online at <https://www.actionfraud.police.uk> or by calling 0300 123 2040

To report offers of financial assistance from HMRC contact phishing@hmrc.gov.uk

SCAM WARNING

Coronavirus-related frauds increase by 400% in March

Between 1st February 2020 and 18th March 2020, Action Fraud has received 155 reports from victims of coronavirus-related frauds, with losses totalling close to £970,000. The majority of the reports are related to online shopping scams where people have ordered protective face masks, hand sanitiser, and other products, which have never arrived. We have also received over 200 reports about coronavirus-themed phishing emails attempting to trick people into opening malicious attachments or revealing sensitive personal and financial information.

Watch out for scam messages: Don't click on the links or attachments in suspicious emails, and never respond to unsolicited messages and calls that ask for your personal or financial details.

Shopping online: If you're making a purchase from a company or person you don't know and trust, carry out some research first, and ask a friend or family member for advice before completing the purchase. Where possible, use a credit card to make the payment, as most major credit card providers insure online purchases.

Protect your devices from the latest threats: Always install the latest software and app updates to protect your devices from the latest threats.





DigiSafe Daily

Every day while schools are closed, LGfL is publishing questions, tips or challenges for primary pupils to help you stay safe at home and on your devices.

Ask your teacher for tomorrow's or head to digisafedaily.lgfl.net

Mubina is mean about your friend Mark on the class group chat.
What should you do?

- a. Say something mean about Mubina to get back at her
- b. Share it with everyone you know because it was quite funny
- c. Tell an adult you trust and take a break from the chat

Why did you give that answer? *



Daisy & Diego's TOP TIP

It's fun to dress up but I never do it when I'm on my device.

Learn my song at undressed.lgfl.net

Find out about me at undressed.lgfl.net



Remember the Digital 5 A Day: childrenscommissioner.gov.uk/our-work/digital/5-a-day

What are you doing today to:

- Be mindful

- Connect

- Be active


- Get creative

- Give to others

*Yesterday's answer was ☐
 This is Day one so there wasn't a question yesterday, but check back here tomorrow...



DigiSafe



Georgia O'Keeffe 1887-1986
Jimson Weed/White Flower No. 1 1932

Oil paint on canvas

'If I could paint the flower exactly as I see it, no one would see what I see because I would paint it small like the flower is small. So, I said to myself- I'll paint what I see-what the flower is to me but I'll paint it big and they will be surprised into taking time to look at it'. - Georgia O'Keeffe

Watch this video about signs of spring:

https://www.youtube.com/watch?v=vLAnt9_5Mg

Visit this website to look at spring flowers or google images of signs of spring. <https://www.kew.org/>

Art Detectives

Go into the garden or look out of your window. Answer these questions:

1. What colours do you notice in the natural environment?
2. Are there one or more colours that stand out?
3. How do the colours of spring- time make you feel? (e.g soothed/relaxed/happy...)

Georgia O'Keeffe

Georgia began experimenting with painting close-up views of flowers. She used oil paints in vibrant, bold colours.

Research the artist Georgia O' Keeffe and look at her close-up paintings of flowers.

<https://www.tate.org.uk/kids/explore/who-is/who-georgia-okeeffe>

Draw a close-up of a flower, you can use a real flower, or google images.

You could even use a tablet or a phone to take a photo of the flower and then zoom in.

Use your close-up image to draw/paint a flower.

Create your artwork using Purple mash. Use your PurpleMash account.

https://www.purplemash.com/#tab/pm-home/art/paint_projects_nature

Take a photo of your work and email it with your name and class to: birch@princeofwales.enfield.sch.uk



Make your own sketchbook at home	https://www.accessart.org.uk/sketchbooks-making-your-sketchbook-your-own/
Your paintings – An adventure into some exciting paintings held in British collections today	https://www.bbc.co.uk/teach/class-clips-video/art-and-design-ks2-your-paintings/zjbxdbm
Meet the Artists	https://www.tate.org.uk/kids/explore/whos-who
Easy arts and crafts	https://www.redtedart.com/
Watch this inspirational video of the environmental artist Andy Goldsworthy	https://www.youtube.com/watch?v=LP_P7ZcWZU&feature=youtu.be
Practise your drawing skills	https://www.culturestreet.org.uk/workshop.php?id=32



Nursery - Kayla has had lots of fun with playdough, she made her own Playdough family.




Nursery - Ash created his own cave using sand and googly eyes.



Nursery - Lara made a beautiful spring pictures and stuck things she found outside that made her think of spring.

Ash - Ashton completed a number line and 1 more than, 1 less than.



Birch - Imran helps follow a recipe to make playdough and enjoys making models.



Ash - Nawal practised drawing and writing objects and characters from story the 'Train Ride'.



Oak - Everyday Iman practised writing simple sentences and a maths task.

**EYFS -
Nursery and
Reception
OUR HOME LEARNING**

Year 1 Home Learning



The children are becoming more independent with their emails and accessing the learning websites and links the teachers put up each day.



m



They have been helping at home with jobs too.



I put a letter T on my Easter bonnet for Ms. Toye! Cameron



I made all my own phonics cards! Omari

I made a real life fire underpants like the story Mrs. Tootill. Chris



They have been enjoying all the activities on their home learning page.



Mrs. Kurt and Ms. Truman, I have made a thank you poster for all the NHS workers. Idris


I have written sentences using 'and' and 'ie' word. Tsihon



I have helped my nan
to make face masks for
the policemen!



Year 2
Home
Learning



In Science we have looked at how we change throughout our lives. We had to draw a picture and label the stages of human life on a diagram.



I have made my own YouTube channel where you can listen to me reading bed time stories.



Good afternoon Mr Taylor


Thanks for your kind words. It really is a lot of hard work. Emin is doing his best to drive me crazy:) We really appreciate all the hard work teachers do. Even more now that we are in this situation. I can't even imagine how much harder it is trying to teach a whole class. So thank you all!

I have attached Wednesdays completed work. Thank you again.

Emin's mum.

Rainbow home learning!

We've been doing lots of measuring this week.



Clayton designed
this lovely Easter




Ronnie designed and made this Lego house




Year 3 Home Learning

Easter Bonnet design

DGR



Maths - fractions



English - Moon Man Book





Mixing the flour, water, yeast and salt.



Kneading the dough.



Leaving the dough to rise then shaping into pizza bases



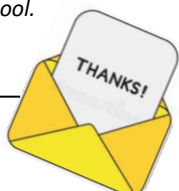
Putting yummy toppings on the pizza then baking.



Time to eat the yummy pizza



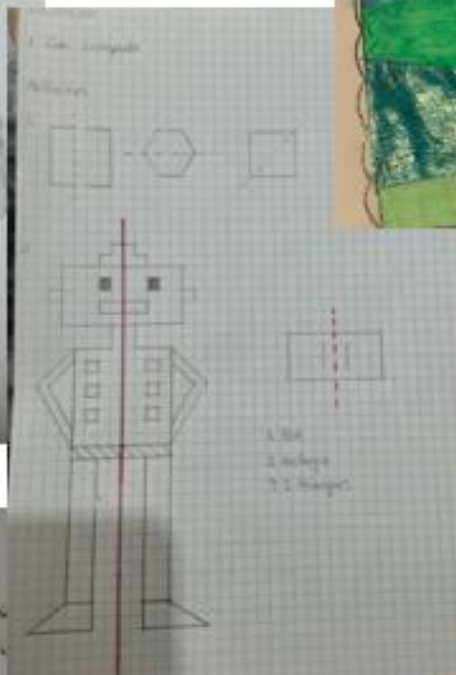
Thank you so much for the email yesterday praising Samson for his work and making the pizzas! He was proud as punch at getting a personal email from you and told his grandma all about it, He worked so hard today which I believe is because of the praise he got from you and the mention in the morning briefing email. He has been doing Joe Wicks each day and is enjoying it a lot! We appreciate all the work coming in from yourself and the school, we know it must be a hard and stressful time for you and the team at the school.

Beverley Scriven.



Tull.

Easter Bonnets.



**Year 5
Home
learning:
w/c 30.3.20**



02/04/2020

DGR:

1. Benazir was moving slowly and carefully
2. They were sticky from the berries
3. I think she felt fearful as she wasn't used to this
4. "barges"
5. The nabe were cutting down their trees and they had weapons they'd never seen before
6. They can give them many useful valuable
7. Angry with everyone
8. He used very nice words


Template

You can use this layout to help you.

What did they see?

Are there any eye witnesses?

Who could you interview?

Real Daily	
	in an area generally known as the Lea valley. The factory produced British military rifles, muskets and swords from 1816 and was bombed 13 September 1916.
<u>Waltham</u> The royal small arms factory was a UK government-owned rifle factory in the Waltham borough of England.	



Maths	
1 x 3 = 3	9 x 3 = 27
2 x 3 = 6	8 x 3 = 24
3 x 3 = 9	5 x 8 = 40
4 x 3 = 12	9 x 7 = 63
5 x 3 = 15	5 x 4 = 20
6 x 3 = 18	3 x 5 = 15
7 x 3 = 21	5 x 1 = 5
8 x 3 = 24	4 x 10 = 40
9 x 3 = 27	25 x 5 = 125
10 x 3 = 30	6 x 7 = 42
11 x 3 = 33	9 x 1 = 9


I can write a newspaper report

My Newspaper Report:

[illegible]

Year 6 work this week

Jia - Li 6L facts about the British explorer Louis Rudd.



Lukas 6L following his own instructions to make his Easter bonnet.




Nikola 6L math's puzzle.



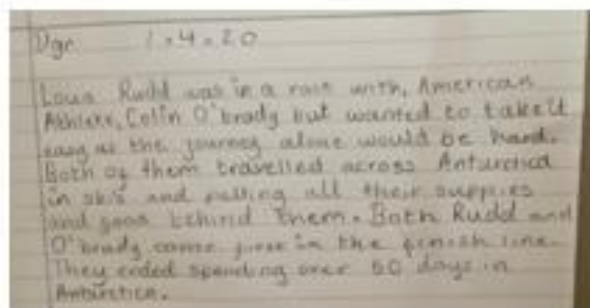
Jayden, 6B, fed the horses on Enfield Island Village during his daily walk - they love a mouldy, old carrot!



Sofia, 6B, summarised the story of Colin Rudd (Antarctic explorer)



Zahra, 6T, Summary work.



Leila, 6T, maths puzzle




Jivan, 6T, in the Easter bonnet he designed and created.





Year 1 Easter Bonnet Parade



Key Workers Provision



Roman, Year 2



Easter Bonnets 3F



Easter Bonnets 3R



Easter Bonnets – 3G



Year 5 Easter Bonnets



Easter Bonnets Year 6

Easter Egg Competition

We are holding an Easter Egg competition for all children at POW. The winning egg will feature on our special, virtual 'Eggshibition' on the school website. What you need to do:

- select an egg
- hard boil the egg
- decorate your egg
- make something that your egg can stand on/sit in
- place a label next to your egg with **your name and class**
- take a photo of your egg and send it to your class teacher on Monday 20th April

Virtual 'Eggshibition'

(Coming soon...)

'Eggcellent' 'Eggstraordinary' 'Eggelting'

