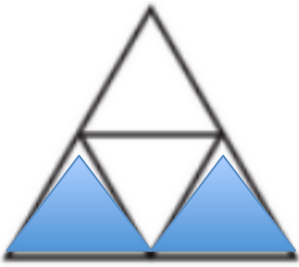


Monday 30th March

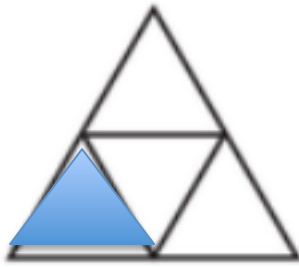
Remember - A fraction simply tells us how many parts of a whole we have. You know it is a fraction by the line that is written between the two numbers. The top number is the numerator and the bottom number is the denominator.

Here are some shapes - can you name them?

If you have a printer you can print them out, if not draw them in your exercise book and shade in $\frac{1}{2}$ of each shape.

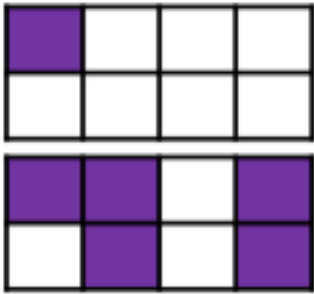


Then draw the shapes again - but this time shade in $\frac{1}{4}$



Write the answers to the following fraction questions. Remember you can draw the boxes in your book if that helps.

Complete the sentences to describe the images.



1 out of 8 equal parts are shaded.

$\frac{\square}{\square}$ of the shape is shaded. $\frac{5}{8}$

Complete the sentences to describe the apples.



$\frac{\square}{\square}$ of the apples are red. $\frac{4}{7}$

$\frac{\square}{\square}$ of the apples are green. $\frac{3}{7}$

$\frac{\square}{\square}$ and $\frac{\square}{\square}$ make one whole $\frac{4}{7}$ and $\frac{3}{7}$ make one whole